



Organisation intergouvernementale pour les transports internationaux ferroviaires

Zwischenstaatliche Organisation für den internationalen Eisenbahnverkehr

Intergovernmental Organisation for International Carriage by Rail

Uniform Technical Prescription

Subsystem: Telematics applications for passenger and freight services

Telematics applications for freight services

UTP TAF

Applicable from [Click here to enter a date.](#)

 OTIF	Uniform Technical Prescription (UTP)		UTP TAF
	TELEMATICS APPLICATIONS FOR FREIGHT SERVICES		Page 2 of 86
Status: DRAFT	Version 1	Ref.: TECH-21015	Original: EN
			Date: 25.05.2021

Amendments Record

<u>Reference</u>	<u>Date</u>	<u>Description and comments</u>
TECH-21015 Version 1	25.5.2021	First draft for review by WG TECH 43. Draft version 1 of UTP TAF amending UTP TAF 2017 as last amended on 01.06.2020 is aligned with Commission Implementing Regulation (EU) 2021/541 of 26 March 2021 and further editorial and substantial modifications (in track changes).

 OTIF	Uniform Technical Prescription (UTP)		UTP TAF
	TELEMATICS APPLICATIONS FOR FREIGHT SERVICES		Page 3 of 86
Status: DRAFT	Version 1	Ref.: TECH-21015	Original: EN
			Date: 25.05.2021

APTU Uniform Rules (Appendix F to COTIF 1999)

Uniform Technical Prescription applicable to the subsystem: “Telematics applications for passenger and freight services – Telematics applications for freight services”

(UTP TAF)

This UTP has been developed in accordance with COTIF in the version of 1 March 2019 and in particular with Articles 3, 4, 6, 7, 7a and 8 of the APTU Uniform Rules (Appendix F to COTIF).

For definitions, see also Article 2 of the APTU Uniform Rules and Article 2 of the ATMF Uniform Rules (Appendix G to COTIF).

~~These regulations have been developed in accordance with the provisions of APTU, in particular Article 8, in the version as amended by the OTIF Revision Committee in 2009 and 2014, which entered into force on 1 July 2015. For definitions and terms, see also Article 2 of the version of ATMF (Appendix G) and Article 2 of the version of APTU (Appendix F) in force since 1 July 2015, both Appendices to the 1999 version of the COTIF Convention. Footnotes include both explanatory information (which is are not legal provisions part of the regulations). They include both explanatory information and references to other regulations.~~

Explanatory note:

~~With the exception of the Appendices, the texts of this UTP which appear across two columns are identical to corresponding texts of the European Union regulations. Texts which appear in two columns differ; the left hand column contains the UTP regulations, the right hand column shows the text in the corresponding EU regulations. The text in the right hand column is for information only and is not part of the OTIF regulations.~~

0. PURPOSE, EQUIVALENCE AND ~~TRANSITIONAL~~ GENERAL PROVISIONS

(1) Following their adoption by the Committee of Technical Experts, the OTIF regulations included in this document are declared equivalent to the corresponding EU regulations within the meaning of Article 13 § 4 of APTU and Article 3a of ATMF, in particular to:

- Commission Implementing Regulation (EU) 2021/541 of 26 March 2021¹ amending Regulation No 1305/2014 of 11

¹ Official Journal of the EU: OJ L 108, 29.3.2021, p.19-56

 OTIF	Uniform Technical Prescription (UTP)		UTP TAF
	TELEMATICS APPLICATIONS FOR FREIGHT SERVICES		Page 4 of 86
Status: DRAFT	Version 1	Ref.: TECH-21015	Original: EN
			Date: 25.05.2021

December 2014 on the technical specification for interoperability relating to the telematics application for freight subsystem of the rail system in the European Union², and repealing the Regulation (EC) No 62/2006, hereinafter referred to as the TAF TSI.

(2) The UTP TAF represents the minimum legal requirements for the international exchange of information for international freight services. In addition, the technical appendices (as listed in Appendix I of this UTP), which the legal provisions refer to, are published and regularly updated, through the change control management procedure in place, on the European Union Agency for Railways' (The Agency) website, including the data and message model in XML files. (3)

This UTP TAF lays down basic and additional requirements with regard to the communication process between railway undertakings and infrastructure managers, databases intended to be used to track trains and wagon movements and information to be delivered to freight customers, without which the TAF subsystem cannot function.

The **implementation of this UTP TAF is voluntary**. This means that there is no deadline after which this UTP or parts thereof must be implemented. However, the purpose of the UTP TAF is to ensure that if IT investments and developments in the scope of the UTP TAF are made, they are done in a harmonised and compatible way, so as to facilitate international rail traffic.

The **application of the UTP TAF is therefore mandatory** in case of development of processes or technology, or purchase of equipment of telematics applications that fall within the scope of this UTP TAF. This means that new processes, technology or equipment of this kind shall comply with this UTP TAF.

Contracting States which implement this UTP shall ensure that all railway undertakings, infrastructure managers operating and wagon keepers registered on their territory are informed of this UTP and shall designate a **National Contact Point** for the follow-

² Official Journal of the EU: OJ L 356, 12.12.2014, p. 438–488

³ Article 4 of Commission Regulation (EU) No 1305/2014 of 11 December 2014, [as last amended by Commission Implementing Regulation \(EU\) 2021/541 of 26 March 2021 enacting the TAF TSI](#)

 OTIF	Uniform Technical Prescription (UTP)		UTP TAF
	TELEMATICS APPLICATIONS FOR FREIGHT SERVICES		Page 5 of 86
Status: DRAFT	Version 1	Ref.: TECH-21015	Original: EN
			Date: 25.05.2021

[up of its implementation as described in Appendix III.](#)

(3) In the meaning of this UTP, the term “Network statement“ shall be understood as a document of/information from the entity managing the railway infrastructure that sets out, as far as necessary for the operation of trains, the elements relating to the infrastructure characteristics⁴.

⁽⁵⁾ *Network statement*

1. *The infrastructure manager shall, after consultation with the interested parties, develop and publish a network statement which shall be obtainable against payment of a fee which shall not exceed the cost of publication of that statement. The network statement shall be published in at least two official languages of the Union. The content of the network statement shall be made available free of charge in electronic format on the web portal of the infrastructure manager and accessible through a common web portal. That web portal shall be set up by the infrastructure managers in the framework of their cooperation in accordance with Articles 37 and 40.*
2. *The network statement shall set out the nature of the infrastructure which is available to railway undertakings, and contain information setting out the conditions for access to the relevant railway infrastructure. The network statement shall also contain information setting out the conditions for access to service facilities connected to the network of the infrastructure manager and for supply of services in these facilities or indicate a website where such information is made available free of charge in electronic format. The content of the network statement is laid down in Annex IV.*
3. *The network statement shall be kept up to date and amended as necessary.*
4. *The network statement shall be published no less than four months in advance of the deadline for requests for infrastructure capacity.*

⁴ “Network statement“ covers: general information about the available infrastructure and conditions for accessing it, charging principles and tariffs, principles and criteria for capacity allocation, information to RUs about the procedure for obtaining licences to perform rail transport services and relevant safety certificates, information about procedures for dispute resolution and appeals related to matters of rail infrastructure access.

⁵ Article 27 of Directive 2012/34/EU of the European Parliament and the Council of 21 November 2012 establishing a single European railway area

 OTIF	Uniform Technical Prescription (UTP)		UTP TAF
	TELEMATICS APPLICATIONS FOR FREIGHT SERVICES		Page 6 of 86
Status: DRAFT	Version 1	Ref.: TECH-21015	Original: EN
			Date: 25.05.2021

(4) The objectives and scope of COTIF and the EU law concerning railways are not identical and it has therefore been necessary to use different terminology for concepts that have a similar but not identical meaning. The following table lists the terms used in this UTP and the corresponding terms used in the relevant TSI:

<u>This UTP</u>	<u>EU law</u>
<u>Uniform Technical Prescription (UTP)</u>	<u>Technical Specification of Interoperability (TSI)</u>
<u>UTP TAF</u>	<u>TAF TSI</u>
<u>Contracting State</u>	<u>Member State</u>
<u>Prescription</u>	<u>Regulation</u>
<u>UTP</u>	
<u>Assessing entity</u>	<u>Notified body</u>

Where provisions in this UTP and the TAF TSI differ in substance, the respective texts are in a 2-column format. The left-hand column and the full width texts show the UTP provisions (OTIF regulations) and the right-hand column shows the European Union TSI texts. Texts in the right-hand column are strictly for information only. For EU law, consult the Official Journal of the European Union.

Where differences between texts of this UTP and the European Union TAF TSI are either editorial, or not substantive, or concern the list of terms quoted above, the TAF TSI texts are not generally reproduced. The TSI texts may however be reproduced to improve clarity and readability.

 OTIF	Uniform Technical Prescription (UTP)		UTP TAF
	TELEMATICS APPLICATIONS FOR FREIGHT SERVICES		Page 7 of 86
Status: DRAFT	Version 1	Ref.: TECH-21015	Original: EN
			Date: 25.05.2021

1. INTRODUCTION

1.1 Abbreviations

Table 1. Abbreviations

Abbreviation	Definition
ANSI	American National Standards Institute
CI	Common Interface
CR	Change Request
EC	European Commission
ERA	European Railway Agency (also referred to as Agency)
ERTMS	European Rail Traffic Management System
ETCS	European Train Control System
IM	Infrastructure Manager
ISO	International Organisation for Standardisation
LAN	Local Area Network
LCL	Less than Container Loads
LRU	Lead Railway Undertaking
ONC	Open Network Computing
OTIF	Intergovernmental Organization For International Carriage by Rail
PVC	Permanent Virtual Circuit
RISC	Rail Interoperability and Safety Committee
RU	Railway Undertaking
TAF	Telematics Applications for Freight
TAP	Telematics Applications for Passengers
TCP/IP	Transmission Control Protocol/Internet Protocol
TEN	Trans-European Network
TSI	Technical Specification for Interoperability

 OTIF	Uniform Technical Prescription (UTP)		UTP TAF
	TELEMATICS APPLICATIONS FOR FREIGHT SERVICES		Page 8 of 86
Status: DRAFT	Version 1	Ref.: TECH-21015	Original: EN Date: 25.05.2021

WK	Wagon Keepers
WP	Working Party organised by ERA

~~*Table 1. Abbreviations*~~

1.2 Reserved

(The table with EU reference documents is not reproduced in this UTP. Where required for clarity, footnotes in this document make reference to relevant documents)

Reference documents

Table 2

Reference documents

1.3 Technical scope

These Uniform Technical Prescriptions (hereinafter referred to as the UTP TAF)

~~This Technical Specification for Interoperability (hereinafter referred to as the TAF TSI)~~

concern(s) the element “applications for freight services” of the subsystem "telematics applications" included in the functional area of the list in

UTP GEN-B⁶, which defines the subsystems of the rail system, within the scope of APTU and ATMF; Appendices F and G to the Convention.

Annex II to Directive [\(EU\) 2016/797](#) ~~2008/57/EC~~⁷.

The purpose of this

UTP TAF

~~TAF TSI~~

is to ensure the efficient interchange of information by setting the technical framework, to achieve a transport process that is as economically viable as possible. It covers the applications for freight services and the management of connections with other modes of transport which means that it concentrates on the transport services of an RU in addition to the pure operation of trains. Safety aspects are only considered as far as the existence of data elements; values will have no impact on the safe operation of a train and compliance with

UTP TAF

~~TAF TSI~~

requirements cannot be regarded as compliance with safety requirements.

UTP TAF

~~TAF TSI~~

also has an impact on the conditions of use of rail transport by users. In this respect the term users means not only infrastructure managers or railway undertakings but also all other service providers such as wagon companies, Intermodal operators and even customers.

The technical scope of this

⁶ Throughout this prescription, UTP GEN-B means: Uniform Technical Prescriptions – General Provisions, Subsystems (~~A-94-01B/1.2012 v.06~~), in the version that entered into force on 1.12.2017 ~~and last amended on 1 June 2019~~.

⁷ [Directive \(EU\) 2016/797 of the European Parliament and of the Council of 11 May 2016 on the interoperability of the rail system within the European Union repealing Directive 2008/57/EC of the European Parliament and of the Council of 17 June 2008 on the interoperability of the rail system within the Community, as last amended by Commission Directive 2014/106/EU of 5 December 2014, hereinafter referred to as Directive 2008/57/EC](#)

 OTIF	Uniform Technical Prescription (UTP)		UTP TAF
	TELEMATICS APPLICATIONS FOR FREIGHT SERVICES		Page 9 of 86
Status: DRAFT	Version 1	Ref.: TECH-21015	Original: EN
			Date: 25.05.2021

UTP

is further defined in Article 2(1) and 2(3) of this

UTP.

~~TSI~~

~~Regulation~~

1.4 Geographical scope

The geographical scope of this

UTP comprises all lines open to, or used for international traffic within the scope of COTIF.

[TSI shall apply to the Union's network as defined in Annex I, Section 1 of Directive \(EU\) 2016/797.](#)

~~TSI is the network of the whole rail system, composed of:~~

- ~~• The trans-European conventional rail system network (TEN) as described in Annex I section 1.1 "Network" of Directive 2008/57/EC.~~

~~The trans-European high-speed rail system network (TEN) as described in Annex I section 2.1 "Network" of Directive 2008/57/EC.~~

~~Other parts of the network of the whole rail system, following the extension of scope as described in Annex I section 4 of Directive 2008/57/EC.~~

~~The cases referred to in Article 1(3) of Directive 2008/57/EC are excluded.~~

1.5 Content of this UTP

~~The content of this~~

~~UTP TAF is in accordance with Article 8§4 of APTU.~~

~~This UTP~~

~~also comprises, in Chapter 4 the Characterisation of the subsystem, the operating and maintenance requirements specific to the scope indicated in paragraphs~~

~~1.3 (Technical scope) and 1.4 (Geographical Scope).~~

Content of this TSI

~~TAF TSI is in accordance with Article 5 of Directive 2008/57/EC this TSI.~~

~~This TSI~~

~~1.1 (Technical scope) [sic] and 1.2 (Geographical Scope) [sic].~~

 OTIF	Uniform Technical Prescription (UTP)		UTP TAF
	TELEMATICS APPLICATIONS FOR FREIGHT SERVICES		Page 10 of 86
Status: DRAFT	Version 1	Ref.: TECH-21015	Original: EN Date: 25.05.2021

2. DEFINITION OF SUBSYSTEM AND SCOPE

2.1 Function within the scope of the ~~TSI~~/UTP

The subsystem Telematics Applications for Freight is defined in

UTP GEN-B, section 2.6 (b).

Annex II of the Directive [\(EU\) 2016/797, Section 2.6 \(b\)](#), ~~2008/57/EC, section 2.5 (b) [sic]~~.

It includes in particular:

- Applications for freight services, including information systems (real-time monitoring of freight and trains),
- Marshalling and allocation systems, whereby under allocation systems is understood train composition,
- Reservation systems, whereby here is understood the train path reservation,
- Management of connections with other modes of transport and production of electronic accompanying documents.

2.2 Functions outside the scope of the ~~TSI~~/UTP

Payment and invoicing systems for customers are not within the scope of this

UTP,

~~TSI,~~

nor are such systems for payment and invoicing between various service providers such as railway undertakings or infrastructure managers. The system design behind the data exchange in accordance with chapter 4.2 (Functional and technical specifications of the subsystem), however, provides the information needed as a basis for payment resulting from the transport services.

The long term planning of the timetables is outside the scope of this Telematics Applications

UTP.

~~TSI.~~

Nevertheless, at some points there will be reference to the outcome of the long term planning in so far as there is a relationship with the efficient interchange of information required for the operation of trains.

2.3 Overview of the subsystem description

~~2.3.1 Involved Entities~~

~~This UTP~~

~~This TSI~~

~~takes into account the present service providers and the various possible service providers of the future involved in freight transport such as (this list is not exhaustive):~~

- ~~• Wagons~~
- ~~• Locomotives~~
- ~~• Drivers~~
- ~~• Switching and Hump shunting~~
- ~~• Slot selling~~

 OTIF	Uniform Technical Prescription (UTP)		UTP TAF
	TELEMATICS APPLICATIONS FOR FREIGHT SERVICES		Page 11 of 86
Status: DRAFT	Version 1	Ref.: TECH-21015	Original: EN Date: 25.05.2021

- ~~● Shipment management~~
- ~~● Train composition~~
- ~~● Train Operation~~
- ~~● Train monitoring~~
- ~~● Train controlling~~
- ~~● Shipment monitoring~~
- ~~● Inspections & Repair of Wagon and/or Locomotive~~
- ~~● Customs clearance~~
- ~~● Operating Intermodal Terminals~~
- Haulage management

~~In the meaning of this UTP, Infrastructure Manager (IM)~~

~~Some specific service providers are defined explicitly in Directives 2012/34/EU⁸, 2008/57/EC and 2004/49/EC⁹. Since these directives have to be taken into account, this TSI considers in particular the definition of:~~

~~Infrastructure Manager (IM) (Directive 2012/34/EU):~~

~~means any body or firm responsible in particular for establishing, managing and maintaining railway infrastructure, including traffic management and control command and signalling; the functions of the infrastructure manager on a network or part of a network may be allocated to different bodies or firms.~~

~~Where the infrastructure manager, in its legal form, organization or decision-making functions, is not independent of any railway undertaking, the functions referred to in Sections 2 and 3 of Chapter IV shall be performed respectively by a charging body and by an allocation body that are independent in their legal form, organization and decision-making from any railway undertaking;~~

~~Based on this definition, this~~

~~UTP~~

~~TSI~~

~~regards an IM as the service provider for the allocation of paths, for controlling/monitoring the trains and for train/path related reporting.~~

~~The Applicant, in the meaning of this UTP, shall mean any railway undertaking or other legal entity~~

~~Applicant (Directive 2012/34/EU): means a railway undertaking or an international grouping of railway undertakings or other persons or legal~~

⁸ Directive 2012/34/EU of the European parliament and of the Council of 21 November 2012 on establishing a single European railway area, hereinafter referred to as Directive 2012/34/EU

⁹ Directive 2004/49/EC of the European parliament and of the Council of 29 April 2004 on safety on the Community's railways and amending Council Directive 95/18/EC on the licensing of railway undertakings and Directive 2001/14/EC on the allocation of railway infrastructure capacity and the levying of charges for the use of railway infrastructure and safety certification (Railway Safety Directive), as last amended by Directive 2009/149/EC, hereinafter referred to as Directive 2004/49/EC

 OTIF	Uniform Technical Prescription (UTP)		UTP TAF
	TELEMATICS APPLICATIONS FOR FREIGHT SERVICES		Page 12 of 86
Status: DRAFT	Version 1	Ref.: TECH-21015	Original: EN
			Date: 25.05.2021

~~in the Contracting State properly authorised and/or recognised to procure the infrastructure capacity.~~

~~The railway undertaking (RU) means a private or public undertaking which is authorised or licensed by applicable law to provide services for the transport of goods and/or passengers by rail with a requirement that the undertaking must ensure traction; this includes undertakings which provide traction only⁴⁰.~~

~~Based on this definition, this~~

~~UTP~~

~~regards the RU as the service provider for operating trains.~~

~~Regarding the allocation of a train path for running a train~~

~~, each Contracting State is presumed to have provisions in force to ensure that:~~

~~Infrastructure capacity shall be allocated by an infrastructure manager. Once allocated to an applicant, it shall not be transferred by the recipient to another undertaking or service.~~

~~Any trading in infrastructure capacity shall be prohibited and shall lead to exclusion from the further allocation of capacity.~~

~~The use of capacity by a railway undertaking when carrying out the business of an applicant which is not a railway undertaking shall not be considered as a transfer.~~

~~In relation to the communication scenarios between infrastructure managers and applicants in the execution mode of a transport, only the IM and the RU have to be considered and not all types of applicants, which may be relevant for the planning mode. In the execution mode a defined IM—RU relationship is always given, for which the message exchange and the information storage is specified in this~~

~~UTP.~~

~~The definition of an applicant and the resulting path allocation possibilities remain uninfluenced.~~

~~Various services have to be provided for a freight transport. One for example is the provision of wagons. This service can be related to a fleet manager. If this service for a transport is one of the services offered by the RU, the RU acts also as Fleet manager. A fleet manager again can manage his own wagons and/or wagons from another keeper (another service provider for freight wagons). The needs for this kind of service provider are taken into account independent of whether the legal entity of the fleet manager is an RU or not.~~

~~entities, such as competent authorities under Regulation (EC) No 1370/2007 and shippers, freight forwarders and combined transport operators, with a public service or commercial interest in procuring infrastructure capacity;~~

~~Railway Undertaking (Directive 2004/49/EC): means railway undertaking as defined in Directive 2001/14/EC, and any other public or private undertaking, the activity of which is to provide transport of goods and/or passengers by rail on the basis that the undertaking must ensure traction; this also includes undertakings which provide traction only;~~

~~TSI~~

~~Article 38 of the Directive 2012/34/EU also has to be taken into account:~~

~~TSI.~~

⁴⁰ Article 2. t) of ATMF—Appendix G to COTIF, in the version that entered into force on 1.7.2015.

 OTIF	Uniform Technical Prescription (UTP)		UTP TAF
	TELEMATICS APPLICATIONS FOR FREIGHT SERVICES		Page 13 of 86
Status: DRAFT	Version 1	Ref.: TECH-21015	Original: EN
			Date: 25.05.2021

~~This UTP~~

~~This TSI~~

~~does not create new legal entities and does not oblige an RU to involve external service providers for services which the RU itself offers but it does name, where necessary, a service by the name of a related service provider. If the service is offered by an RU, the RU acts as the service provider for that service.~~

~~When taking into account the needs of a customer, one of the services is to organise and manage the transport line according to the commitment to the customer. This service is provided by the Lead Railway Undertaking (Lead RU or LRU). The LRU is the single point of contact for the customer. If more than one railway undertaking is involved in the transport chain, the LRU is also responsible for the co-ordination with the other railway undertakings.~~

~~This service can also be undertaken by a forwarder or by any other entity.~~

~~The involvement of an RU as LRU can differ from one type of transport flow to another. In the Intermodal business the managing of capacity in block trains and the preparing of waybills is done by an Intermodal service integrator, who could then be customer for the LRU.~~

~~The main point, however, is that the RUs and the IMs and all other Service Providers (in the sense as defined in this~~

~~UTP)~~

~~Annex)~~

~~must work together, either through co-operation and/or open access, as well as through efficient interchange of information, to deliver seamless services to the customer.~~

2.3.1 ~~2.3.2~~ Considered Processes

When taking into account the needs of a customer, one of the services is to organise and manage the transport line in accordance with the contract between the Lead Railway Undertaking (LRU) and the Customer.

The LRU is the single point of contact for the customer. If more than one railway undertaking is involved in the transport chain, the LRU is also responsible for the co-ordination with the other railway undertakings. This service can also be undertaken by a forwarder or by any other entity.

The application of this UTP is limited

This TSI for the railway freight transport industry is limited in accordance with Directive [\(EU\) 2016/797](#).~~2008/57/EC~~

to IMs and RUs/LRUs [data exchange](#). ~~This~~

~~data exchange. This UTP enables the~~

~~TSI with reference to their direct customers. Under contractual agreement the~~

~~LRU~~

~~to~~

~~shall~~

enables the LRU to provide information to the Customer in particular:

- Path information.
- Train Running Information on agreed reporting points, including at least departure, interchange/handover and arrival points of the contracted transport.

 OTIF	Uniform Technical Prescription (UTP)		UTP TAF	
	TELEMATICS APPLICATIONS FOR FREIGHT SERVICES		Page 14 of 86	
Status: DRAFT	Version 1	Ref.: TECH-21015	Original: EN	Date: 25.05.2021

- Estimated Time of Arrival (ETA) to the final destination including yards and intermodal terminals.
- Service Disruption. When the Lead RU learns about a service disruption, it shall deliver to the Customer in due time.

For the delivery of this information, the respective TAF compliant messages are defined in [Chapter 4](#).

~~In the operation of freight services, the activity of an LRU, regarding a consignment, starts with the receipt of the consignment note from its customer and, for example, for wagon loads with the release time of the wagons. The LRU creates a preliminary trip plan (based on experience and/or contract) for the transport journey. If the LRU intends to have the wagon load in a train under Open Access mode (the LRU operates the train for the complete journey), the preliminary trip plan is per se the final one. If the LRU intends to put the wagon load in a train which involves the co-operation of other RUs, he first has to find out which RUs he should address and at what time an interchange between two successive RUs can occur. The LRU then prepares the preliminary consignment orders individually for each RU as subsets of the full consignment note. The consignment orders are specified in chapter 4.2.1 (Consignment Note data).~~

~~The addressed RUs check the availability of the resources for the operation of the wagons and the availability of the train path. The responses from the various RUs enable the LRU to refine the trip plan or to start the interrogation anew—perhaps even with other RUs—until the trip plan finally fits customer requirements.~~

The RUs/LRUs must in general have, at minimum, the capability of,

- **DEFINING:** services in terms of price and transit times, wagon supply (where applicable), wagon/Intermodal unit information (location, status and the wagon/Intermodal unit related estimated time of arrival “ETA”), where shipments can be loaded on empty wagons, containers etc.;
- **DELIVERING:** the service that has been defined in a reliable, seamless manner through the use of common business processes and linked systems. There must be a capability for RUs, IMs and other service providers and stakeholders such as customs to exchange information electronically;
- **MEASURING:** the quality of the service delivered compared to what was defined. i.e. billing accuracy against price quoted, actual transit times against commitments, ~~wagon ordered against supplied~~ [wagon supplied against order](#), ETAs against actual arrival times;
- **OPERATING:** in a productive manner in terms of utilisation: train, infrastructure and fleet capacity through the use of business processes, systems and data exchange required to support wagon/Intermodal unit and train scheduling.

~~The RUs/LRUs as an applicant must also provide (through contracts with IMs) the required train path and must operate the train within their journey section. For the train path they may use already booked paths (in planning mode) or they have to request an ad hoc train path from the infrastructure manager(s) (IMs) relevant for the journey section(s) over which the RU operates the train. In Appendix I an example⁴¹ is given for the path request scenario.~~

~~The path ownership is also important for the communication during the train running between IM and RU. The communication must always be based on train and path number, whereby the IM communicates with the RU, who has booked the train path on his infrastructure (see also Appendix I).~~

⁴¹ List of Technical Documents.

 OTIF	Uniform Technical Prescription (UTP)		UTP TAF
	TELEMATICS APPLICATIONS FOR FREIGHT SERVICES		Page 15 of 86
Status: DRAFT	Version 1	Ref.: TECH-21015	Original: EN Date: 25.05.2021

If an RU provides the complete journey A—F (Open Access by RU, no other RUs are involved), then each IM involved communicates directly with this RU only. This “open access” by the RU can be realised by booking the train path via “One Stop Shop” or in sections with each IM directly. The

~~UTP~~

~~TSI~~

~~takes both cases into account as it is shown in chapter 4.2.2.1: Path Request, Preliminary remarks.~~

~~The dialogue process between RUs and IMs for establishing a train path for a freight train is defined in chapter 4.2.2 (Path Request).~~

~~This function also applies in case of ad-hoc requests for individual train paths and is presumed to be regulated in each Contracting State. The dialogue process excludes obtaining any other rights for the RU, but consent for an individual train path.~~

~~This function refers to Article 48(1) of Directive 2012/34/EU. The dialogue process excludes obtaining the licence for an RU providing services in accordance with Directive 2001/13/EC¹², the certification according to Directive 2012/34/EU and access rights according to Directive 2012/34/EU.~~

~~In chapter 4.2.3 (Train Preparation) the information exchange relating to the train composition and the train departure procedure is defined. The data exchange during the running of a train in the case of normal operation is given in chapter 4.2.4 (Train Running Forecast) and for exceptions the messages are defined in chapter 4.2.5 (Service Disruption Information). All these messages are exchanged between RU and IM and based on trains.~~

~~For a customer the most important information is the estimated time of arrival (ETA) for his shipment. From the information exchange between LRU and IM (in case of Open Access) an ETA can be calculated. In the case of co-operation mode with various RUs, the ETA and also the estimated times of interchange (ETIs) can be determined from the message exchange between RUs and IMs and provided to the LRU by the RUs, (chapter 4.2.6 Shipment ETI/ETA).~~

~~Also based on the information exchange between IM and RU, the LRU knows for example:~~

- ~~• when the wagons departed from or arrived at a yard or at defined locations (chapter 4.2.7 Wagon Movement)~~
- ~~• when the responsibility for the wagons was transferred from one RU to the next RU in the transport chain (chapter 4.2.8 Interchange Reporting).~~

~~Based not only on the data exchange between IM and RU, but also from the data exchange between RUs and LRU, various statistics may be evaluated~~

- ~~• for in the medium term planning the production process in greater detail and~~
- ~~• for in the long term carrying out strategic planning exercises and capacity studies (e.g. network analyses, definition of siding and marshalling yards, rolling stock planning), but above all~~
- ~~• for improving the quality of the transport service and productivity (chapter 4.2.9 Data Exchange for Quality Improvement).~~

The handling of empty wagons takes on particular relevance when considering interoperable wagons. In principle there is no difference in the handling of loaded or empty wagons. The transport of empty

¹² Directive 2001/13/EC of the European Parliament and of the Council of 26 February 2001 amending Council Directive 95/18/EC on the licensing of railway undertakings, hereinafter referred to as Directive 2001/13/EC

 OTIF	Uniform Technical Prescription (UTP)		UTP TAF
	TELEMATICS APPLICATIONS FOR FREIGHT SERVICES		Page 16 of 86
Status: DRAFT	Version 1	Ref.: TECH-21015	Original: EN Date: 25.05.2021

wagons is also based on consignment orders, whereby the fleet manager for these empty wagons must be considered as a customer.

2.3.3 General remarks

~~An information system is only as good as the reliability of the data within it. Therefore the data that plays a decisive role in the forwarding of a consignment, a wagon or a container must be accurate and captured economically—which means that the data should be entered into the system only once.~~

~~Based on this, the applications and messages of this~~

~~UTP~~

~~TSI~~

~~avoid the multiple manual data input by access to already stored data e.g. the rolling stock reference data. The requirements regarding the rolling stock reference data are defined in chapter 4.2.10 (The Main Reference Data). The specified Rolling Stock Reference Databases must allow easy access to the technical data. The contents of the databases must be accessible, based on structured access rights depending on privilege, to all IMs, RUs and Fleet managers, in particular for purposes of fleet management and rolling stock maintenance. They must contain all transport critical technical data such as:~~

- ~~• Identification of rolling stock,~~
- ~~• Technical/design data,~~
- ~~• Assessment of compatibility with the infrastructure,~~
- ~~• Assessment of relevant loading characteristics,~~
- ~~• Brake relevant characteristics,~~
- ~~• Maintenance data,~~
- ~~• Environmental characteristics.~~

~~In the Intermodal transport business at various points (called Gateways) a wagon is not only connected to another train, but also the Intermodal unit may be moved from one wagon to another. As a consequence it is not sufficient to work with only a trip plan for wagons and therefore a trip plan for the Intermodal units must also be drawn up.~~

~~In chapter 4.2.11 (Various Reference Files) some reference files and various databases are listed, among them, the Wagon and Intermodal Unit Operational Database. This database contains the operational status data of the rolling stock, the weight and dangerous goods information, information related to Intermodal units and the location information.~~

~~The UTP~~

~~The TSI~~

~~for Telematics Applications subsystem for freight services defines the required information, which has to be exchanged between the different partners involved in a transport chain, and permits a standard mandatory data exchange process to be installed. It shows also the architecture strategy for such a communication platform. This is outlined in chapter 4.2.12 (Networking & Communication) which takes into account:~~

- ~~• the functional and technical specifications to be met by the subsystem and its interfaces vis à vis other subsystems. If need be, these specifications may vary according to the use of the subsystem, for example according to the categories of line hub and/or vehicles,~~
- ~~• the interface to the subsystem Operation and Traffic Management referred to in Article 5(3) of Directive 2008/57/EC,~~

 OTIF	Uniform Technical Prescription (UTP)		UTP TAF	
	TELEMATICS APPLICATIONS FOR FREIGHT SERVICES		Page 17 of 86	
Status: DRAFT	Version 1	Ref.: TECH-21015	Original: EN	Date: 25.05.2021

- ~~the requirements for the content of the Network Statement, in particular that the IM shall make available, as far as necessary for operation, to any rail transport undertaking operating on its network, the elements relating to the infrastructure characteristics;~~
- ~~the information available on the freight wagon rolling stock and the requirements regarding maintenance from the~~
UTP-WAG
- ~~the requirements for the content of the Network Statement, which are set out in Directive 2012/34/EC, Article 27 and Annex IV;~~
- Rolling Stock TSI**

~~There is no direct data transmission from the subsystem Telematics Applications for Freight Services into the train, to the driver or to parts of the Control Command and Signalling subsystem and the physical transmission network is a completely different one from the network used by the Command Control and Signalling subsystem.~~

~~The ERTMS/ETCS system is using GSM-R. In this open Network the ETCS specifications clarify that safety is achieved with the appropriate management of open networks hazards in the EURORADIO protocol.~~

~~The interfaces to the structural subsystems Rolling Stock and Control Command are only given via the Rolling Stock Reference Databases (chapter 4.2.10.2: The Rolling Stock Reference Databases), which are under the control of the keepers. The interfaces to the subsystems Infrastructure, Control Command and Energy are given with the path definition (chapter 4.2.2.3: Path Details message) from the IM, where infrastructure related values for the train are specified, and with the information provided by the IMs regarding restrictions in the infrastructure (chapter 4.2.2 Path Request and chapter 4.2.3 Train Preparation).~~

3. ESSENTIAL REQUIREMENTS

3.1 Compliance with the essential requirements

In order to ensure the interoperability and safety of international traffic by rail, the essential requirements listed in UTP GEN-A 2015¹³ must be met by the subsystems and the interoperability constituents, including interfaces.

~~According to Article 4(1) of Directive 2008/57/EC, the Trans-European Rail System, [in accordance with the Directive \(EU\) 2016/797, the Union Rail System](#) subsystems and their interoperability constituents must meet the essential requirements set out in general terms in Annex III of that Directive.~~

In the scope of the present

UTP,

TSI,

the fulfilment of relevant essential requirements listed in [Chapter 3](#) will be ensured for the subsystem by the compliance with the specifications described in [Chapter 4](#) ([Characterisation of the subsystem](#)).

¹³ Throughout this prescription, UTP GEN-A 2015⁷ means: Uniform Technical Prescriptions – General Provisions, Essential requirements, in the version that entered into force on [1.1.2015](#) [1.12.2017](#).

 OTIF	Uniform Technical Prescription (UTP)		UTP TAF
	TELEMATICS APPLICATIONS FOR FREIGHT SERVICES		Page 18 of 86
Status: DRAFT	Version 1	Ref.: TECH-21015	Original: EN
			Date: 25.05.2021

3.2 Essential requirements aspects

The essential requirements concern:

- Safety,
- Reliability and Availability,
- Health,
- Environmental protection,
- Technical compatibility.
- Accessibility.

According to UTP GEN-A ~~2015~~, the essential requirements may be generally applicable to the rail system

According to Directive [\(EU\) 2016/797](#) ~~2008/57/EC~~, the essential requirements may be generally applicable to the whole Trans-European Rail System.

or be specific to each subsystem and its constituents.

3.3 Aspects relating to general requirements

The relevance of the general requirements to the Telematics Applications Subsystem for Freight is determined as follows:

3.3.1 Safety

The essential requirements 1.1.1, 1.1.2, 1.1.3, 1.1.4 and 1.1.5 of

UTP GEN-A ~~2015~~

Annex III to Directive [\(EU\) 2016/797](#) ~~2008/57/EC~~

are not relevant to the Telematics Applications subsystem.

3.3.2 Reliability and availability

“The monitoring and maintenance of fixed or movable components that are involved in train movements must be organised, carried out and quantified in such a manner as to maintain their operation under the intended conditions.”

This essential requirement is met by the following chapters:

- Chapter 4.2.~~109~~: The Main Reference Data,
- Chapter 4.2.~~110~~: Various Reference Files and Databases,
- Chapter 4.2.~~121~~: Networking & Communication.

3.3.3 Health

The essential requirements 1.3.1 and 1.3.2 of

UTP GEN-A ~~2015~~

Annex III to Directive [\(EU\) 2016/797](#) ~~2008/57/EC~~

 OTIF	Uniform Technical Prescription (UTP)		UTP TAF
	TELEMATICS APPLICATIONS FOR FREIGHT SERVICES		Page 19 of 86
Status: DRAFT	Version 1	Ref.: TECH-21015	Original: EN
			Date: 25.05.2021

are not relevant to the Telematics Applications subsystem.

3.3.4 Environmental protection

The essential requirements 1.4.1, 1.4.2, 1.4.3, 1.4.4 and 1.4.5 of

UTP GEN-A ~~2015~~

Annex III to Directive [\(EU\) 2016/797](#)
~~2008/57/EC~~

are not relevant to the Telematics Applications subsystem.

3.3.5 Technical compatibility

The essential requirement 1.5 of

UTP GEN-A ~~2015~~

Annex III to Directive [\(EU\) 2016/797](#)
~~2008/57/EC~~

is not relevant to the Telematics Applications subsystem.

3.3.6 Accessibility

The essential requirement 1.6 of

UTP GEN-A (Accessibility)

Annex III to Directive (EU) 2016/797

is not relevant to the Telematics Applications subsystem.

~~3.4 Aspects relating specifically to the telematics applications subsystem for freight~~

~~3.4.1 Technical compatibility~~

~~Essential requirement 2.7.1 of~~

~~UTP GEN-A 2015:~~

~~Annex III to Directive 2008/57/EC:~~

~~“The essential requirements for Telematics Applications guarantee a minimum quality of service for passengers and customers of ¹⁴carriers of goods, particularly in terms of technical compatibility.”~~

~~Steps must be taken to ensure:~~

- ~~• that the databases, software and data communication protocols are developed in a manner allowing maximum data interchange between different applications and operators, excluding confidential commercial data;~~
- ~~• easy access to the information for users.”~~

~~This essential requirement is specially met by the following chapters:~~

- ~~• Chapter 4.2.10: The Main Reference Data;~~
- ~~• Chapter 4.2.11: Various Reference Files and Databases;~~
- ~~• Chapter 4.2.12: Networking & Communication.~~

¹⁴ The English version of UTP GEN-A 2015⁷ refers to “...passengers and carriers of goods...”, but this is a linguistic error as it should read, “...passengers and customers of carriers of goods...” like in the French and German versions.

 OTIF	Uniform Technical Prescription (UTP)		UTP TAF
	TELEMATICS APPLICATIONS FOR FREIGHT SERVICES		Page 20 of 86
Status: DRAFT	Version 1	Ref.: TECH-21015	Original: EN Date: 25.05.2021

3.4.2 — Reliability and availability

Essential requirement 2.7.2 of

UTP GEN A 2015:

Annex III to Directive 2008/57/EC:

~~“The methods of use, management, updating and maintenance of these databases, software and data communication protocols must guarantee the efficiency of these systems and the quality of the service.”~~

This requirement is specially met by the following chapters:

- ~~• Chapter 4.2.10: The Main Reference Data,~~
- ~~• Chapter 4.2.11: Various Reference Files and Databases,~~
- ~~• Chapter 4.2.12: Networking & Communication.~~

This essential requirement, especially the method of use to guarantee the efficiency of these Telematics applications and the quality of the service, is the foundations for the complete

UTP

TSI

and not restricted to the chapters 4.2.10, 4.2.11 and 4.2.12.

3.4.3 — Health

Essential requirement 2.7.3 of

UTP GEN A 2015:

Annex III to Directive 2008/57/EC:

~~“The interfaces between these systems and users must comply with the minimum rules on ergonomics and health protection.”~~

This UTP

This TSI

does not specify any additional requirements to existing national and European rules related to minimum rules on ergonomics and health protection of an interface between these Telematics applications and users.

3.4.4 — Safety

Essential requirement 2.7.4 of

UTP GEN A 2015:

Annex III to Directive 2008/57/EC:

~~“Suitable levels of integrity and dependability must be provided for the storage or transmission of safety-related information.”~~

This requirement is met by the following chapters:

- ~~• Chapter 4.2.10: The Main Reference Data,~~
- ~~• Chapter 4.2.11: Various Reference Files and Databases,~~
- Chapter 4.2.12: Networking & Communication.

 OTIF	Uniform Technical Prescription (UTP)		UTP TAF
	TELEMATICS APPLICATIONS FOR FREIGHT SERVICES		Page 21 of 86
Status: DRAFT	Version 1	Ref.: TECH-21015	Original: EN Date: 25.05.2021

4. CHARACTERISATION OF THE SUBSYSTEM

4.1 Introduction

The consistency between the different subsystems as set out in UTP GEN-B

The rail system, to which Directive [\(EU\) 2016/797](#) ~~2008/57/EC~~ applies and of which the Telematics Applications Subsystem is a part, is an integrated system whose consistency

must be verified. This consistency must be checked in particular with regard to the specifications of the subsystem, its interfaces

with the other subsystems,

vis-à-vis the system in which it is integrated,

as well as the operating and maintenance rules.

Taking into account all the applicable essential requirements, the Telematics Application Subsystem for Freight is characterised by:

4.2 Functional and technical specifications of the subsystem

In light of the essential requirements in Chapter 3 (~~Essential requirements~~), the functional and technical specifications of the subsystem cover the following parameters:

- Consignment Note data,
- Path Request [and Path Allocation](#),
- Train Preparation,
- Train Running [Information and Train Running](#) Forecast,
- Service Disruption Information,
- Wagon/Intermodal unit ETI/ETA,
- Wagon Movement,
- ~~Interchange Reporting~~,
- Data Exchange for Quality Improvement,
- The Main Reference Data,
- Various Reference Files and Databases,
- Networking & Communication.

[In addition to the provisions from the Chapter 4 and its sub-chapters every stakeholder may exchange the messages according to Chapters 4.2.2.3 \(only during operation or preparation of train operation\), 4.2.4.2, 4.2.4.3, 4.2.5.2, 4.2.6.3 and 4.2.6.4 with other stakeholders involved in the same freight service, under the condition that the stakeholders are identifiable. These exchanges of messages may be charged by the sender.](#)

[The LRU is responsible for the information to the Customers according to the contractual agreement.](#)

The detailed data specifications are defined in the complete Data Catalogue. The mandatory formats of the messages and the data of this Catalogue are defined in the document “TAF TSI — Annex D.2:

 OTIF	Uniform Technical Prescription (UTP)		UTP TAF	
	TELEMATICS APPLICATIONS FOR FREIGHT SERVICES		Page 22 of 86	
Status: DRAFT	Version 1	Ref.: TECH-21015	Original: EN	Date: 25.05.2021

Appendix F — TAF TSI Data and Message Model” listed Appendix I. In addition, other existing standards may be used for the same purpose if there is a specific agreement between the parties involved to allow the use of these standards

in particular [for combined / intermodal transport or](#) on the territories of EU Member States having a border with third countries.

General remarks on the message structure

The messages are structured into two data sets:

- Control data: defined through the mandatory message header of the messages of the catalogue.
- Information data: defined by the mandatory/optional content of each message and mandatory/optional data set in the catalogue.

If a message or a data element is defined as optional in this

prescription,

~~Regulation,~~

the involved parties decide on using it. The application of these messages and data elements must be part of a contractual agreement. If in the data catalogue optional elements are mandatory under certain conditions this has to be specified in the data catalogue.

4.2.1 Consignment Note data

4.2.1.1 Customer Consignment Note

~~The Consignment Note~~

~~data must contain~~

~~has to be sent by the Customer to the Lead RU. It must show~~

[The Customer shall send the Consignment Note to the Lead RU. It must show](#) all the information needed to carry a consignment from the consignor to the consignee according to “Uniform Rules Concerning the Contract of International Carriage of Goods by Rail (CIM)”, “Uniform Rules concerning Contracts of Use of Vehicles in International Rail Traffic (CUV) ~~and valid national rules~~”.

and valid national rules”.

The LRU must supplement additional information. A subset of the consignment note data including the additional ones, are described in Appendix I, TAF TSI — ANNEX D.2: APPENDIX A (WAGON/ILU TRIP PLANNING) and Appendix I, TAF TSI — Annex D.2: Appendix F — TAF TSI Data and Message Model (4)⁴⁵) listed in the table in Appendix I of this

UTP.

~~Regulation.~~

In the case of Open Access the Lead RU

contracting with the customer

has all the information after the supplement of the data available. No message exchange is needed with other RUs. These data are also the basis for a path request on short notice, if this is required for the execution of the consignment note.

⁴⁵ ~~ERA TD 105: TAF TSI — ANNEX D.2: APPENDIX F — TAF TSI DATA AND MESSAGE MODEL, version 2.1 of 10 February 2015~~

 OTIF	Uniform Technical Prescription (UTP)		UTP TAF
	TELEMATICS APPLICATIONS FOR FREIGHT SERVICES		Page 23 of 86
Status: DRAFT	Version 1	Ref.: TECH-21015	Original: EN
			Date: 25.05.2021

The following messages are for the case of non-Open Access. The content of these messages may also be the basis for the path requests on short notice, if required for the execution of the consignment note.

4.2.1.2 Consignment orders

The consignment order is primarily a subset of the Consignment Note information. It must be forwarded to the RUs involved in the transport chain by the LRUs. The content of the **c**Consignment order must show the relevant information which is needed for an RU to effect transportation during its responsibility until handover to next RU. ~~Therefore the content is dependent on the role to be performed by the railway undertaking: Origin, Transit or Delivery RU.~~

The mandatory data structure of the consignment order and detailed formats of this message are listed in the “ConsignmentOrderMessage” in the document “TAF TSI — Annex D.2: Appendix F — TAF TSI Data and Message Model” listed in Appendix I.

The main contents of these consignment orders are:

- Consignor and consignee information,
- Routing information,
- Consignment identification,
- Wagon information,
- Place and time information.

~~Selected data of the consignment note data must also be accessible for all partners (e.g. IM, Keeper, etc) in the transport chain including customers. These are especially per wagon:~~

- ~~• Load weight (Gross weight of the load),~~
- ~~• CN/HS Number⁴⁶,~~
- ~~• Dangerous goods information,~~
- ~~• Transportation unit.~~

~~Exceptionally a paper version can be used only if this information cannot be sent using the messages defined above.~~

4.2.2 Path Request [and Path Allocation](#)

4.2.2.1 Preliminary remarks

The **p**Path defines the requested, accepted and actual data to be stored concerning the path and the characteristics of the train for each segment of that path. The following description presents the information which must be available to the infrastructure manager [and / or the Allocation body \(AB\)](#). This information must be updated whenever a change occurs. The information of the annual path therefore needs to allow the retrieval of the data for short-term amendments. In particular, the Customer, in case he is impacted, must be informed by LRU.

Path Request on short notice

Due to exceptions during the train running or due to transport demands on a short time basis, a railway undertaking [or an Applicant](#) must have the possibility to get an ad hoc path on the network.

⁴⁶ ~~Classification of goods in accordance with the Combined Nomenclature (CN) / Harmonized System (HS) Number~~

 OTIF	Uniform Technical Prescription (UTP)		UTP TAF
	TELEMATICS APPLICATIONS FOR FREIGHT SERVICES		Page 24 of 86
Status: DRAFT	Version 1	Ref.: TECH-21015	Original: EN Date: 25.05.2021

~~In the first case, immediate actions have to be started, whereby the actual train composition based on the train composition list is known.~~

~~In the second case, the railway undertaking~~

The RU/Applicant acting in the role of the Responsible Applicant must provide the infrastructure manager with all necessary data concerning when and where the train is required to run together with the physical characteristics in so far as they interact with the infrastructure.

~~The basic parameter “Short notice Path Requests” should be handled between the RU and the infrastructure manager (IM). In this basic parameter the term IM can refer to IMs and if applicable to~~

~~any other legal entity in charge of allocating railway infrastructure capacity, in accordance with the laws and prescriptions in force in the State in which the infrastructure is located.~~

~~Allocation Bodies (see directive 2012/34/EC).~~

These requirements are valid for all Short Notice Path Requests.

⋮

and related messages. No minimum timeframe is specified for it at European level. The network statement may specify minimum timeframes.

~~This Basic Parameter [BP]~~

Path Request on short notice does not include Traffic Management issues. The time limit between Short Term paths and Traffic Management path changes is subject to Local Agreements.

⋮

and may be indicated in the network statement.

~~The Railway Undertaking (RU) must provide the Infrastructure Manager (IM) with all necessary data concerning when and where the train is required to run together with the physical characteristics in so far as they interact with the infrastructure.~~

~~Each infrastructure manager is responsible for the suitability of a path on their infrastructure, and the railway undertaking is obliged to check the train characteristics against the values given in the details of the contracted path.~~

~~Without prejudice to the conditions for the~~

~~use of the infrastructure in the State in which the infrastructure is located,~~

~~usage of a path in the Network Statements or to the responsibilities in case of any restrictions in the infrastructure explained in the TSI Operation and Traffic Management,~~

~~the RU must know before preparing the train, whether there are any restrictions on the line segments or stations (nodes) affecting its train composition described in the path contract.~~

~~The Path agreement for a train movement at short notice is based on a dialogue between RUs and IMs. Requests for infrastructure capacity may be made by applicants. In order to use such infrastructure capacity, applicants shall appoint a railway undertaking to conclude an agreement with the infrastructure manager in accordance~~

~~with the provisions applicable in the State in which the infrastructure is located.~~

~~Directive 2012/34/EU.~~

 OTIF	Uniform Technical Prescription (UTP)		UTP TAF
	TELEMATICS APPLICATIONS FOR FREIGHT SERVICES		Page 25 of 86
Status: DRAFT	Version 1	Ref.: TECH-21015	Original: EN Date: 25.05.2021

~~The dialogue will involve all RUs and IMs involved in moving the train along the desired path but maybe with different contribution to the path finding process.~~

Requirements considering the responsibilities of a RU/Applicant/IM during the path request and allocation processes are not part of this regulation. Relevant information is given

by publically available national rules.

within the Commission Implementing Regulation (EU) 2019/773¹⁷ (OPE TSI).

4.2.2.2 Path Request message

~~This message is sent to the infrastructure manager (IM) by the RU in order~~

The RU/Applicant assuming the role of Responsible Applicant shall send the Path Request message to the infrastructure manager (IM)/Allocation Body (AB) to request a path.

The definition of the mandatory structure of ~~this message~~ the Path Request message, and the elements to be followed are described in the document “TAF TSI — Annex D.2: Appendix F — TAF TSI Data and Message Model” listed in Appendix I.

4.2.2.3 Path Details message

~~The IM sends this message to the requesting RU in response to their path request.~~

The IM/AB acting as Planning IM shall send the Path Details message to the requesting RU/Applicant in response to its Path Request. The definition of the mandatory structure of Path Details message and the elements to be followed are described in the document “TAF TSI — Annex D.2: Appendix F — TAF TSI Data and Message Model” listed in Appendix I.

4.2.2.4 Path Confirmed message

The requesting RU ~~uses this message to book/confirm the path proposed by the IM.~~ /Applicant assuming the role of Responsible Applicant shall send the Path Confirmed message to confirm the Path proposed by the IM/AB.


The definition of the mandatory structure of Path Confirmed message and the elements to be followed are described in the document “TAF TSI — Annex D.2: Appendix F — TAF TSI Data and Message Model” listed in Appendix I.

4.2.2.5 Path Details Refused message

The requesting RU ~~uses this message to reject the path details proposed by the relevant infrastructure manager.~~ /Applicant assuming the role of Responsible Applicant shall send the Path Details Refused message to the relevant IM/AB to reject its proposed Path Details.

The definition of the mandatory structure of Path Details Refused message and the elements to be followed are described in the document “TAF TSI — Annex D.2: Appendix F — TAF TSI Data and Message Model” listed in Appendix I

¹⁷ [Commission Implementing Regulation \(EU\) 2019/773 of 16 May 2019 on the technical specification for interoperability relating to the operation and traffic management subsystem of the rail system within the European Union and repealing Decision 2012/757/EU \(OJ L 139I, 27.5.2019, p. 5\).](#)

 OTIF	Uniform Technical Prescription (UTP)		UTP TAF	
	TELEMATICS APPLICATIONS FOR FREIGHT SERVICES		Page 26 of 86	
Status: DRAFT	Version 1	Ref.: TECH-21015	Original: EN	Date: 25.05.2021

4.2.2.6 Path Cancelled message

~~This message is used by an~~The RU ~~to cancel all or part of a path that has been booked.~~ /Applicant assuming the role of Responsible Applicant (in planning phase) or assuming the role of Responsible RU (in operation) shall send the Path Cancelled message to the relevant IM/AB to cancel all or part of a path that has been confirmed.

The definition of the mandatory structure of Path Cancelled message and the elements to be followed are described in the document “TAF TSI — Annex D.2: Appendix F — TAF TSI Data and Message Model” listed in Appendix I.

4.2.2.7 Path Not Available message

The IM ~~sends this message to the contracted RU in the event that the RU’s booked path is no longer available,~~ /AB assuming the role Planning IM (in planning phase) or in the role Responsible IM (in operation) shall send the Path Not Available message to the contracted RU/Applicant in the event that the Path confirmed by the RU/Applicant is no longer available. The IM must inform the RU as soon as it has the knowledge that a train path is not available.

The Path Not Available message can be send at any time between the moment the train path is contracted and the departure of the train. A cause of this message may be e.g. an interruption on the path. Path Not Available message means that the path or a part of the path cannot be used and no longer exists.

If an alternative path is available, together with this message or as soon as that path is known, the IM must send without any further request from the RU an alternative proposal. This is done with the Path Details message related to this Path Not Available message. If an alternative proposal is not possible, the IM must inform the RU immediately.

The definition of the mandatory structure of Path Not Available message and the elements to be followed are described in the document “TAF TSI — Annex D.2: Appendix F — TAF TSI Data and Message Model” listed in Appendix I.

4.2.2.8 Receipt Confirmation message

~~This message is sent from the recipient of the message to the originator of the message in order to acknowledge that its legacy system has received the message within a specified time interval.~~

The recipient of each message shall send the Receipt Confirmation message to the originator of the related message in order to acknowledge that its legacy system has received the message.

The definition of the mandatory structure of Receipt Confirmation message and the elements to be followed are described in the document “TAF TSI — Annex D.2: Appendix F — TAF TSI Data and Message Model” listed in Appendix I.

4.2.3 Train Preparation

4.2.3.1 General Remarks

This basic parameter describes the messages which must be exchanged during the train preparation phase until the start of the train.

Train preparation includes compatibility check between the train and the route. This check is done by the RU on basis of information provided by concerned IMs on infrastructure description and infrastructure restrictions.

~~During train preparation the RU must send the train composition to the next RUs.~~

 OTIF	Uniform Technical Prescription (UTP)		UTP TAF
	TELEMATICS APPLICATIONS FOR FREIGHT SERVICES		Page 27 of 86
Status: DRAFT	Version 1	Ref.: TECH-21015	Original: EN
			Date: 25.05.2021

In case the train is taken over as a whole by the next RU, the Responsible RU shall send the Train Composition to the next Responsible RU. According to contractual agreements this message must also be sent from the RU to the IM(s) with whom it has contracted a path section. This applies as well, if the path has been booked by another Responsible Applicant, who has mandated the Responsible RU with the train run. Furthermore, the Responsible RU remains the partner for the message exchange with the IM, if it subcontracts the run of the train to another RU.

If the train composition is changed at a location, this message must be exchanged once more with information updated by the Responsible RU responsible.

~~For the preparation of the train, the RU must have access to the infrastructure restriction notices, to the technical wagon data (Rolling Stock Reference Databases, chapter 4.2.10.2: The Rolling Stock Reference Databases), to the information on dangerous goods and to the current, updated information status on the wagons (chapter 4.2.11.2: Other Databases: The Wagon and Intermodal Unit Operational Database). This applies to all wagons on the train. At the end the RU must send the train composition to the next RUs. This message must also be sent from the RU to the IM(s) with whom it has booked a path section, when requested by the~~

~~laws and prescriptions in force in the State in which the infrastructure is located~~

~~Conventional Rail TSI Operation and Traffic Management~~

~~or by the contract(s) between RU and IM(s).~~

~~If the train composition is changed at a location, this message must be exchanged once more with information updated by the RU responsible.~~

~~At each point e.g. origin and interchange point, where the responsibility changes on the RU side, the start procedure dialogue between IM and RU “Train ready—Train Running Information” is obligatory.~~

4.2.3.2 Train Composition message

~~This message must be sent from the RU to the next RU, defining the composition of the train.~~

The Responsible RU shall send the Train Composition message defining the composition of the train to the next Responsible RU involved in the freight service and to the Lead RU. According to network statement ~~this message~~ the Train Composition message is also to be sent from the Responsible RU to the IM(s).

~~Whenever there is a change in the composition during the journey of a train, the RU that makes the change has to update this message to LRU, which informs all parties involved.~~

The definition of the mandatory structure of Train Composition message and the elements to be followed are described in the document “TAF TSI — Annex D.2: Appendix F — TAF TSI Data and Message Model” listed in Appendix I.

Minimum elements to be delivered for the message exchange between RU and IM for the purpose Train Composition

shall ensure safe and efficient operation. The RU shall submit the following data before the train departs:

- the train identification,
- the identity of the railway undertaking responsible for the train,

are defined in chapter 4.2.2.7.2. of Implementing Regulation (EU) 2019/773 (OPE TSI). ~~Decision 2012/757/EU, OPE TSI.~~

 OTIF	Uniform Technical Prescription (UTP)		UTP TAF
	TELEMATICS APPLICATIONS FOR FREIGHT SERVICES		Page 28 of 86
Status: DRAFT	Version 1	Ref.: TECH-21015	Original: EN Date: 25.05.2021

- the actual length of the train,
- whether a train is carrying passengers or animals when it is not scheduled to do so,
- any operational restrictions with an indication of the vehicle(s) concerned (gauge, speed restrictions, etc.),
- information the infrastructure manager requires for the transport of dangerous goods.

The RU must ensure that the above-mentioned data are made available to the IM(s) prior to the departure of the train.

The RU must also inform IM(s) if a train will not occupy its allocated path or is cancelled.

4.2.3.3 Train Ready message

The [Responsible](#) railway undertaking shall send a ‘train ready’ message to the infrastructure manager every time a train is ready to start after train preparation, unless under national rules the infrastructure manager accepts the timetable as a ‘train ready’ message.

[In the case of combined transport, the Terminal Operator shall send a Train Ready message to the RU every time a wagon set is ready to start. The RU providing traction to the IM entry point shall send the Train Ready message to the RU operating the train service on the IM network.](#)

The definition of the mandatory structure of Train Ready message and the elements to be followed are described in the document “TAF TSI — Annex D.2: Appendix F — TAF TSI Data and Message Model” listed in Appendix I.

~~In addition, other existing standards may be used for the same purpose if the parties involved have concluded a specific agreement allowing these standards to be used.~~

4.2.4 [Train Running Information and Train Running Forecast](#)

4.2.4.1 General Remarks


This basic parameter lays down the [T](#)~~train~~ [R](#)~~unning~~ [i](#)~~nformation~~ and [T](#)~~train~~ [R](#)~~unning~~ [F](#)~~orecast~~. It must prescribe how the dialogue between infrastructure manager and railway undertaking, are to be maintained in order to exchange ~~t~~[T](#)~~r~~[r\[a\\[i\\]\\(#\\)~~n~~\\[f\\]\\(#\\)\\[o\\]\\(#\\)\\[r\\]\\(#\\)\\[m\\]\\(#\\)\\[a\\]\\(#\\)\\[t\\]\\(#\\)\\[i\\]\\(#\\)\\[o\\]\\(#\\)\\[n\\]\\(#\\)\\[i\\]\\(#\\)\\[n\\]\\(#\\)\\[f\\]\\(#\\)\\[o\\]\\(#\\)\\[r\\]\\(#\\)\\[m\\]\\(#\\)\\[a\\]\\(#\\)\\[t\\]\\(#\\)\\[i\\]\\(#\\)\\[o\\]\\(#\\)\\[n\\]\\(#\\)\\[i\\]\\(#\\)\\[n\\]\\(#\\)\\[f\\]\\(#\\)\\[o\\]\\(#\\)\\[r\\]\\(#\\)\\[e\\]\\(#\\)\\[c\\]\\(#\\)\\[a\\]\\(#\\)\\[s\\]\\(#\\)\\[t\\]\\(#\\)\\[s\\]\\(#\\).\]\(#\)](#)

This basic parameter lays down how the infrastructure manager must, at the appropriate time, send train running information to the railway undertaking and the subsequent neighbouring infrastructure manager involved in the operation of the train.

The [T](#)~~train~~ [R](#)~~unning~~ [i](#)~~nformation~~ serves to provide details of the current status of the train at contractually agreed reporting points.

The [T](#)~~train~~ [R](#)~~unning~~ [F](#)~~orecast~~ is used to provide information about the estimated time at contractually agreed forecast points. This message shall be sent from the infrastructure manager to the railway undertaking and the neighbouring infrastructure manager involved in the run.

Contractual agreements shall specify Reporting Points for the train’s movement.

 OTIF	Uniform Technical Prescription (UTP)		UTP TAF
	TELEMATICS APPLICATIONS FOR FREIGHT SERVICES		Page 29 of 86
Status: DRAFT	Version 1	Ref.: TECH-21015	Original: EN Date: 25.05.2021

This information exchange between RUs and IMs always takes place between the IM in charge and the [Responsible RU](#), who has [responsibility for the run of the train](#). [This applies as well, if the path has been booked by another Responsible Applicant, who has mandated the Responsible RU with the train run. Furthermore, the Responsible RU remains the partner for the message exchange with the IM, if it subcontracts the run of the train to another RU.](#) ~~booked the path on which the train is actually running.~~

Under contractual agreement the LRU will provide Customer the Train Running Forecast and Train Running Information. The reporting points will be agreed by both parties within the contract.

4.2.4.2 Train Running Forecast message

This message must be issued by the IM to the RU, who is running the train, for handover points, interchange points and for the train destination as described in chapter 4.2.4.1 (~~Train Running Forecast, General Remarks~~).

[In the case of combined transport under contractual agreement, the LRU/Responsible RU shall ensure the Train Running Forecast message is provided to the Terminal Operator.](#)

In addition, the message must be issued by the IM to the RU for other reporting points according the RU/IM contracts ~~(e.g. for handling point or station)~~.

A train running forecast can also be sent before the train starts running. For additional delays occurring between two Reporting Points, a threshold has to be contractually defined between the railway undertaking and the infrastructure manager to which an initial or a new forecast has to be sent. If the extend of delay is not known, the infrastructure manager has to send a ~~S~~^c~~service e~~^Disruption message² (see Section 4.2.5 Service disruption information).

The train running forecast message must give the forecast time for agreed forecast point.

[The Infrastructure Manager shall send this message to the next neighbouring infrastructure manager involved in the train run.](#)

The definition of the mandatory structure of Train Running Forecast message and the elements to be followed are described in the document “TAF TSI — Annex D.2: Appendix F — TAF TSI Data and Message Model” listed in Appendix I.

4.2.4.3 Train Running Information message and Train Delay Cause ~~m~~Message.

[The Train Running Information message](#) must be issued by the IM to the RU running the train upon:

- Departure from departure point, arrival at destination,
- Arrival and departure at handover points, interchange points and at agreed reporting points based on contract (e.g. handling points).

~~If the cause for the delay (first assumption) is provided it must be sent in the separate Train Delay Cause Message.~~

[As soon as a cause of delay is known \(first assumption\), and in case of update on the cause of delay, it should be provided by the IM to the Responsible RU by the separate Train Delay Cause message.](#)

The definition of the mandatory structure of Train Running Information message and Train Delay Cause ~~m~~Message and the elements to be followed are described in the document “TAF TSI — Annex D.2: Appendix F — TAF TSI Data and Message Model” listed in Appendix I.

 OTIF	Uniform Technical Prescription (UTP)		UTP TAF	
	TELEMATICS APPLICATIONS FOR FREIGHT SERVICES		Page 30 of 86	
Status: DRAFT	Version 1	Ref.: TECH-21015	Original: EN	Date: 25.05.2021

4.2.5 Service Disruption Information

4.2.5.1 General Remarks

This basic parameter lays down how service disruption information is handled between the railway undertaking and the infrastructure manager.

When the RU learns about a service disruption during the train running operation for which it is responsible, it must immediately inform the IM concerned (this may be done orally by the RU). If train running is interrupted, the infrastructure manager shall send a ‘[T](#)rain [R](#)unning [i](#)nterruptioned’ message to the contracted RU and the next neighbouring IM involved in the train run.

If the length of the delay is known, the infrastructure manager must send a train Running forecast message instead.

4.2.5.2 Train Running Interruption message

If the train is interrupted the IM issues this message to the next neighbouring IM involved in the train run and to the [Responsible](#) RU.

[In the case of combined transport under contractual agreement, the LRU/RU shall ensure the Train Running Interruption message is provided to the Terminal Operator.](#)

The definition of the mandatory structure of Train Running Interruption message and the elements to be followed are described in the document “TAF TSI — Annex D.2: Appendix F — TAF TSI Data and Message Model” listed in Appendix I.

4.2.6 Shipment ETI/ETA

4.2.6.1 Preliminary remark

Chapter 4.2.2 (Path Request) has mainly described the communication between the RU and the IM. The individual monitoring of wagons or Intermodal units is not covered by this information exchange. This is done on the RU/LRU level based on the train related messages and is described in the following [C](#)hapters 4.2.6 (Shipment ETI/ETA) to 4.2.87 ([Wagon Movement](#)~~Interchange Reporting~~).

The wagon or Intermodal unit related information exchange and updating are essentially supported by storage of “trip plans” and “wagon movements” (chapter 4.2.1110.2: ~~Other Databases~~ [Wagon and Intermodal unit Operational Database \(optional\)](#)).

~~As already mentioned in chapter 2.3.2 (Considered processes),~~

[For a customer the most important information is always the estimated time of arrival \(ETA\) for its shipment and for the train \(TETA - Train Estimated Times of Arrivals\).](#) The wagon related ETA as well as the ETI is also the basic information in the communication between LRU and RU. This information is the main instrument for the LRU to monitor the physical transport of a shipment and to check it against the commitment to the customer.

The forecasted times in the train related messages are all related to an arrival of a train at a certain point, which may be a handover point, interchange point, the train destination or another reporting point. These are all Train Estimated Times of Arrivals (TETA).

~~For the various wagons or Intermodal units in the train, such a TETA may have different meanings. A TETA for an interchange point, for example, may be an estimated time of interchange (ETI) for some wagons or Intermodal units. For other wagons remaining in the train for further transportation by the same RU, the TETA might have no relevance. It is the task of the RU receiving the TETA information to identify and process that information, store it as a wagon movement in the Wagon and Intermodal Unit~~

 OTIF	Uniform Technical Prescription (UTP)		UTP TAF
	TELEMATICS APPLICATIONS FOR FREIGHT SERVICES		Page 31 of 86
Status: DRAFT	Version 1	Ref.: TECH-21015	Original: EN Date: 25.05.2021

~~Operational Database and communicate it to the LRU, if the train is not running in Open Access mode. This is now considered in the following chapters.~~

Under contractual agreement the LRU will provide Customer the estimated time of arrival (ETA) and estimated time of interchange (ETI) at shipment level. The level of detail will be agreed by both parties within the contract.

For

intermodal

| [combined](#)

transport, the data messages containing the identifiers of the loading units (e.g. containers, swap-bodies, semi-trailers) will use either a BIC¹⁸- or an ILU-Code¹⁹ according to ISO 6346 and EN 13044 respectively.

4.2.6.2 ETI/ETA calculation

The ETI/ETA calculation is based on the information from the infrastructure manager in charge, which sends, within the Train Running Forecast message, the Train Estimated Time of Arrival (TETA) for defined reporting points (in any case for handover, interchange, or arrival points including Intermodal terminals) on the agreed train path e.g. for the handover point from one IM to the next IM (in this case TETA is equal to ETH).

For the interchange points or for other defined reporting points on the agreed train path, the RU must calculate for the next RU in the transport shipment chain, the estimated time of interchange (ETI) for the wagons and/or Intermodal units.

~~As an RU may have wagons with different journeys and from various LRUs within the train, the interchange point for the ETI calculation for the wagons may be different. (The pictorial representation of these scenarios and examples are given in the document "TAF TSI Annex A.5: Figures and Sequence Diagrams of the TAF TSI messages" chapter 1.4, listed in Appendix I and the sequence diagram based on example 1 for the interchange point C is shown in the document "TAF TSI Annex A.5: Figures and Sequence Diagrams of the TAF TSI messages" chapter 5, listed in Appendix I).~~

~~The next RU, based upon the ETI input of the preceding RU, calculates for its part the wagon related ETI for the next interchange point. These steps are effected by each succeeding RU. When the last RU (e.g. RU n) in the transport chain of a wagon receives the ETI from his preceding RU (e.g. RU n-1) for the interchange of the wagon between RU n-1 and RU n, the last RU (RU n) must calculate the estimated time of arrival of the wagons at the final destination. This is to cater for the placement of the wagons according to the consignment order and in line with the commitment of the LRU to his customer. This is the ETA for the Wagon and must be sent to the LRU. It must be electronically stored along with wagon movement. The LRU must provide his relevant data to the customer according to contractual conditions.~~

Remark on Intermodal units:

intermodal

| [combined](#)

transport: For the Intermodal units on a wagon, the wagon ETIs are also ETIs for the Intermodal units. Regarding the ETAs for Intermodal units it should be noticed, that the RU is not in the position to calculate such an ETA beyond the rail transportation part. Therefore, the RU can only deliver ETIs related to the RU operating in the terminal that will provide an ETA or TETA to the Arrival Terminal Operator. Based on this ETA and TETA, the Terminal Operator will provide an ETP to the Combined Transport

¹⁸ Bureau International des Containers (BIC)-Code, international identification code standardised by ISO to describe some technical complementary markings such as size and type code, country code and various operational marks.

¹⁹ Intermodal Loading Units (ILU)-Code - contains essential data on the unit's size and physical characteristics within Europe.

 OTIF	Uniform Technical Prescription (UTP)		UTP TAF
	TELEMATICS APPLICATIONS FOR FREIGHT SERVICES		Page 32 of 86
Status: DRAFT	Version 1	Ref.: TECH-21015	Original: EN Date: 25.05.2021

Operator, who will provide the final customer (such as freight forwarders, logistics service providers...) with the same ETP. ~~the Intermodal terminal.~~

The Lead RU is responsible for the comparison of the ETA and TETA with the commitment to the customer.

Deviations of the ETA and TETA against the commitment to the customer must be handled in accordance with the contract and may lead to an alert management process by the LRU. For the transmission of information on the result of this process is foreseen the Alert message.

As a basis for the Alert management process the LRU must have the possibility for a train or a wagon related enquiry on deviations. This enquiry of an LRU and the response from an RU is also specified below.

4.2.6.3 Wagon ETI/ETA message

The purpose of this message is to send ETI or updated ETI from one Responsible RU to the next in the transport chain. ~~The last RU~~ All Responsible RUs in the transport chain of the wagons sends the ETI/ETA or updated ETI/ETA to the LRU.

Under contractual agreement based on the collected ETIs, the Lead RU shall calculate and provide an accurate ETA or TETA to its Customer and to the Terminal Operator.

The definition of the mandatory structure of Wagon ETI/ETA message and the elements to be followed are described in the document “TAF TSI — Annex D.2: Appendix F — TAF TSI Data and Message Model” listed in Appendix I.

4.2.6.4 Alert message

Following the comparison between ETA and commitment to the customer, the LRU may send an Alert message to the RUs involved. The definition of the mandatory structure of Alert message and the elements to be followed are described in the document “TAF TSI — Annex D.2: Appendix F — TAF TSI Data and Message Model” listed in Appendix I.

Remark: In case of Open Access the calculation of ETI and ETA is an RU internal process. In this case the RU is the lead RU itself.

4.2.7 Wagon Movement

4.2.7.1 Preliminary Remarks

For the reporting of the movement of a wagon, data included in these messages must be stored and electronically accessible. They must be also exchanged within message on contractual base to authorised parties.

- Wagon Release notice
- Wagon Departure notice
- Wagon Yard arrival
- Wagon Yard departure
- Wagon Exceptions message
- Wagon Arrival notice

 OTIF	Uniform Technical Prescription (UTP)		UTP TAF	
	TELEMATICS APPLICATIONS FOR FREIGHT SERVICES		Page 33 of 86	
Status: DRAFT	Version 1	Ref.: TECH-21015	Original: EN	Date: 25.05.2021

- Wagon Delivery notice
- ~~Wagon Interchange reporting, will be described separately in chapter 4.2.8: Interchange Reporting~~

Under contractual agreement the LRU must provide to the Customer the wagon movement information using the messages described below.

4.2.7.2 Wagon Release Notice message

The Lead RU is not necessarily the first RU in the transport chain. In this case the LRU must tell the RU in charge that the wagon is ready for pull at the customer sidings (Place of departure according to the LRU commitment) at the given release time (date and time of departure).

These events must be stored in the Wagon and Intermodal Unit Operational Database. The definition of the mandatory structure of Wagon Release Notice message and the elements to be followed are described in the document “TAF TSI — Annex D.2: Appendix F — TAF TSI Data and Message Model” listed in Appendix I.

4.2.7.3 Wagon Departure Notice message

The RU must inform the LRU of the actual Date and Time that the wagon has been pulled from the place of departure.

These events must be stored in the Wagon and Intermodal Unit Operational Database. With this message exchange the responsibility for the wagon changes from customer to the RU. The definition of the mandatory structure of Wagon Departure Notice message and the elements to be followed are described in the document “TAF TSI — Annex D.2: Appendix F — TAF TSI Data and Message Model” listed in Appendix I.

4.2.7.4 Wagon Yard Arrival message

The RU must inform the LRU, that the wagon has arrived at its yard. This message can be based on a “Train running information” message from chapter 4.2.4 (Train Running Forecast). This event must be stored in the Wagon and Intermodal Unit Operational Database. The definition of the mandatory structure of Wagon Yard Arrival message and the elements to be followed are described in the document “TAF TSI — Annex D.2: Appendix F — TAF TSI Data and Message Model” listed in Appendix I.

4.2.7.5 Wagon Yard Departure message

The RU must inform the LRU, that the wagon has left its yard. This message can be based on a “Train running information” message from chapter 4.2.4 (Train Running Forecast). This event must be stored in the Wagon and Intermodal Unit Operational Database. The definition of the mandatory structure of Wagon Yard Departure message and the elements to be followed are described in the document “TAF TSI — Annex D.2: Appendix F — TAF TSI Data and Message Model” listed in Appendix I.

4.2.7.6 Wagon Exception message

The RU must inform the LRU if something unexpected occurs to the wagon, which might have an impact for the ETI/ETA, or requires any additional action. This message requires in most of the cases also a new ETI/ETA calculation. If the LRU decides to have a new ETI/ETA, it sends a message back to the RU, which has sent this message together with the indication “ETI/ETA requested” (message: Wagon

 OTIF	Uniform Technical Prescription (UTP)		UTP TAF
	TELEMATICS APPLICATIONS FOR FREIGHT SERVICES		Page 34 of 86
Status: DRAFT	Version 1	Ref.: TECH-21015	Original: EN
			Date: 25.05.2021

Exception message New ETI/ETA Request). The new ETI/ETA calculation must follow the procedure of [Chapter 4.2.6 \(Shipment ETI/ETA\)](#).

This information must be stored in the Wagon and Intermodal Unit Operational Database. The definition of the mandatory structure of Wagon Exception message and the elements to be followed are described in the document “TAF TSI — Annex D.2: Appendix F — TAF TSI Data and Message Model” listed in Appendix I.

4.2.7.7 Wagon Arrival Notice message

The last RU in a wagon or Intermodal unit transport chain must inform the LRU that the wagon has arrived at its yard (RU location). The definition of the mandatory structure of Wagon Arrival Notice message and the elements to be followed are described in the document “TAF TSI — Annex D.2: Appendix F — TAF TSI Data and Message Model” listed in Appendix I.

4.2.7.8 Wagon Delivery notice message

The last RU in a wagon transport chain must inform the LRU that the wagon has been placed at the consignee’s sidings.

Remark: In the case of Open Access the described wagon movement is a RU (LRU) internal process. Nevertheless all calculations and data storage must be executed by it as the LRU having a contract with and a commitment to the customer.

The sequence diagram for these messages based on example 1 for the ETI calculation for the wagons 1 and 2 (see chapter 4.2.6.2 ETI/ETA calculation) is integrated in the diagram for interchange reporting in the document “TAF TSI - Annex A.5: Figures and Sequence Diagrams of the TAF TSI messages” chapter 6, listed in Appendix I.

4.2.8 ~~Interchange Reporting~~

4.2.8.1 ~~Preliminary remark~~

~~The interchange reporting describes the messages attached to the transfer of responsibility for a wagon between two railway undertakings, which occurs at interchange points. It also commands the new RU to make an ETI calculation and to follow the process as described in chapter 4.2.6 (Shipment ETI/ETA).~~

~~The following messages must be exchanged:~~

- ~~• Wagon Interchange Notice,~~
- ~~• Wagon Interchange Sub Notice,~~
- ~~• Wagon Received At Interchange,~~
- ~~• Wagon Refused At Interchange.~~

~~The information data of these messages must be stored in the Wagon and Intermodal Unit Operational Database. In case of any deviation a new ETI/ETA must be generated and communicated according to the process described in chapter 4.2.6: Shipment ETI/ETA. The sequence diagram for these messages is shown in connection with the wagon movement messages in the document TAF TSI Annex A.5: Figures and Sequence Diagrams of the TAF TSI messages” listed in Appendix I.~~

~~The wagon interchange notices and the wagon interchange notices/sub as well as the wagon received messages may be transferred as a list for various wagons, especially if these wagons are all within one train. In this case all the wagons may be listed within one message transfer.~~

 OTIF	Uniform Technical Prescription (UTP)		UTP TAF
	TELEMATICS APPLICATIONS FOR FREIGHT SERVICES		Page 35 of 86
Status: DRAFT	Version 1	Ref.: TECH-21015	Original: EN
			Date: 25.05.2021

~~In the case of Open Access there are no interchange points. At a handling point the responsibility for the wagons does not change. Therefore there is no special message exchange needed. But derived from the Running Information of the train at this reporting point, the wagon or Intermodal unit related information – regarding location and date / time of arrival and departure – must be processed and stored in the Wagon and Intermodal Unit Operational Database.~~

~~Under contractual agreement the LRU must provide to the Customer the interchange reporting information using the messages described below.~~

~~The definition of the mandatory structure of these messages is given in the document “TAF TSI – Annex D.2: Appendix F – TAF TSI Data and Message Model” listed in Appendix I.~~

~~4.2.8.2 Wagon Interchange Notice message~~

~~With the “Wagon Interchange Notice” message a railway undertaking (RU 1) asks the next railway undertaking (RU 2) in the transport chain whether it accepts the responsibility for a wagon. With the “Wagon Interchange Notice/Sub” message the RU 2 informs its IM, that it has accepted the responsibility. The definition of the mandatory structure of Wagon Interchange Notice message and the elements to be followed are described in the document “TAF TSI – Annex D.2: Appendix F – TAF TSI Data and Message Model” listed in Appendix I.~~

~~4.2.8.3 Wagon Interchange Sub Notice message~~

~~With the “Wagon Interchange Notice/Sub” message the RU 2 informs the IM, that it has taken over the responsibility of a particular wagon. The definition of the mandatory structure of Wagon Interchange Sub Notice message and the elements to be followed are described in the document “TAF TSI – Annex D.2: Appendix F – TAF TSI Data and Message Model” listed in Appendix I.~~

~~4.2.8.4 Wagon Received at Interchange message~~

~~With the “Wagon Received at Interchange” message the RU 2 informs RU 1 that it accepts the responsibility for the wagon. The definition of the mandatory structure of Wagon Received at Interchange message and elements to be followed are described in the document “TAF TSI – Annex D.2: Appendix F – TAF TSI Data and Message Model” listed in Appendix I.~~

~~4.2.8.5 Wagon Refused at Interchange message~~

~~With the “Wagon Refused at Interchange” message the RU 2 informs RU 1 that it is not willing to take over the responsibility for the wagon. The definition of the mandatory structure of Wagon Refused at Interchange message and elements to be followed are described in the document “TAF TSI – Annex D.2: Appendix F – TAF TSI Data and Message Model” listed in Appendix I.~~

4.2.94.2.8 **Data Exchange for Quality Improvement**

To be competitive the

| European

Railway Industry must deliver higher service quality to its customers.

| (see also Annex III, Article 2.7.1 to the Directive [\(EU\) 2016/797](#)~~2008/57/EC~~).

A measurement process is an essential post trip process to support quality improvements. In addition to measuring the service quality delivered to the customer, LRUs, RUs and IMs must measure the quality

 OTIF	Uniform Technical Prescription (UTP)		UTP TAF
	TELEMATICS APPLICATIONS FOR FREIGHT SERVICES		Page 36 of 86
Status: DRAFT	Version 1	Ref.: TECH-21015	Original: EN
			Date: 25.05.2021

of the service components that in total make up the product delivered to the customer. The process involves the IMs and the RUs (especially if they are Lead RUs) selecting an individual quality parameter, a route or location and a measurement period in which actual results are to be measured against predetermined criteria and which normally have been set out in a contract. The results of the measurement process must clearly show the achievement level against the target which has been agreed upon between the contracting parties.

4.2.10.4.2.9 The Main Reference Data

4.2.10.14.2.9.1 Preface

~~The Infrastructure Data~~

~~(as per Article 15a § 4 ATMF)~~

~~(the Network Statements and the infrastructure restriction notices)~~

~~and Rolling Stock Data (in the Rolling Stock Reference Databases and in the Wagon and Intermodal Unit Operational Database) are the most important data for the operation of freight trains~~

~~in international traffic.~~

~~on the European network.~~

~~Both types of data together allow an assessment of the compatibility of the rolling stock with the infrastructure, help to avoid multiple data input, which increase especially the data quality, and they give a clear picture on all available installations and equipment at any time for fast decisions during the operation.~~

In order to support the train preparation and wagon operation the wagon keeper shall make available rolling stock data in the Rolling Stock Reference Database.

4.2.10.24.2.9.2 The Rolling Stock Reference Databases

The keeper of a rolling stock is responsible for the storage of the rolling stock data within a Rolling Stock Reference Database.


The Information that must be included in the individual Rolling Stock Reference Databases is described in detail in Appendix I, Appendix C.

They must contain all items for:

- ~~• Identification of rolling stock,~~
- ~~• Assessment of the compatibility with the infrastructure,~~
- ~~• Assessment of relevant loading characteristics,~~
- ~~• Brake relevant characteristics,~~
- ~~• Maintenance data,~~
- Environmental characteristics.

The Rolling Stock Reference Databases must allow easy access ~~(a single common access provided via the common interface) to the technical data~~ to the rolling stock reference data to minimise the volume of data transmitted for each operation. Contents of the Databases must be accessible, based on structured access rights depending on privilege to all Service Providers ~~(IMs, RUs, Logistic providers and Fleet managers) in particular for purposes of fleet management and rolling stock maintenance.~~ (especially IMs and RUs).

The entries in the Rolling Stock Reference Database can be grouped as follows:

 OTIF	Uniform Technical Prescription (UTP)		UTP TAF
	TELEMATICS APPLICATIONS FOR FREIGHT SERVICES		Page 37 of 86
Status: DRAFT	Version 1	Ref.: TECH-21015	Original: EN
			Date: 25.05.2021

- Administrative data, related to certification and registration items, ~~such as reference to the registration file, i.d. of the assessing entity, etc.;~~ EC registration file, id of the notified body, etc.;
~~this may include historical data related to ownership, rental, etc.~~ Additionally, according to ATMF Annex A 2015²⁰, ~~article 5,~~ Commission [Implementing Regulation \(EU\) 2019/779](#) 445/2011, article 5,
the Wagon Keepers may store the ECM certification identification number ~~in the individual Rolling Stock Reference Databases. The following steps have to be taken into account:~~
 - ~~Admission to operation in accordance with ATMF,~~ EC certification,
 - ~~Registration in the “home” state,~~
 - ~~Date of admission to operation in the state of registration,~~ Date put into service in the state of registration,
 - ~~Validity of the certificate of operation in other States for vehicles not admitted in accordance with Article 6 § 3 ATMF.~~
 - ~~Registration in other countries for the use on their national network,~~
 - ~~Safety certification, in accordance with the provisions in force in the Contracting State, for all rolling stock which does not comply with the relevant UTPs.~~ Safety certification for all Rolling Stock which does not comply with the Rolling Stock TSI.
 - ~~The keeper is obliged to ensure that these data are available and the processes behind have been conducted.~~
- Design data, which shall include all constitutive (physical) elements of the rolling stock, ~~including characteristics related to the environment, and all information that is expected to remain valid throughout the life of the rolling stock—this part may contain a history of major modifications, major maintenance, overhaul, etc.~~ especially information required by RUs for train planning and operation.

The keeper is obliged to ensure that these data are available and the processes behind have been conducted.

The definition of the mandatory structure of Rolling Stock Reference Database and the elements to be followed are described in the document ‘TAF TSI — Annex D.2: Appendix F — TAF TSI Data and Message Model’ listed in Appendix I.

²⁰ Throughout this prescription, ATMF Annex A 2015 means: Rules for certification and auditing of entities in charge of maintenance (ECM), in the version that entered into force on 1.12.2015

 OTIF	Uniform Technical Prescription (UTP)		UTP TAF
	TELEMATICS APPLICATIONS FOR FREIGHT SERVICES		Page 38 of 86
Status: DRAFT	Version 1	Ref.: TECH-21015	Original: EN Date: 25.05.2021

4.2.10.3 ~~The Rolling Stock Operational Data~~

~~Beside the reference data for rolling stock, the data representing the actual status of the rolling stock is the most important data for operational purposes.~~

~~This data shall include temporary data, such as restrictions, current and projected maintenance actions, km and fault counters, etc.; and all data that could be considered as "status" (temporary speed restrictions, brake isolated, needs for repair and fault description, etc.).~~

~~For use of the operational rolling stock data three different entities must be considered taking into account the different parties responsible for rolling stock during transport operation:~~

- ~~• Railway Undertaking as Duty holder during its transport control,~~
- ~~• Keeper of rolling stock and~~
- ~~• User (Hirer) of rolling stock.~~

~~For all three different parties the operational rolling stock data must be accessible by the authorised user, down to his predefined authorised level, using the single key given by the wagon id (wagon number).~~

~~The operational rolling stock data is a part of the Wagon and Intermodal Unit Operational Database as described in chapter 4.2.11.2 Other Databases.~~

4.2.11.4.2.10 ~~Various Reference Files and Databases~~

4.2.11.14.2.10.1 ~~Reference Files~~

For the operation of freight trains on

all lines open to, or used for international traffic, taking into account the limitation as set out in Section 1.3 | the European network

the following reference files must be available and accessible to all service providers (IMs, RUs, logistic providers and fleet managers). The data must represent the actual status at all times.

~~For those Contracting States where~~

- ~~a) [Reference File of the emergency services, correlated to type of hazardous goods.](#)~~
- ~~b) [Reference File of the Coding for all IM', RUs, Service provider companies,](#)~~
- ~~c) [Reference File of the Coding for Freight Transport Customers,](#)~~
- ~~d) [Reference File of the Coding of Locations \(Primary and subsidiary\).](#)~~

~~Where~~

~~[Where a reference file is in common use with the TAP TSI²¹, the development and changes must be](#)~~

²¹ [Commission Regulation \(EU\) No 454/2011 of 5 May 2011 on the technical specification for interoperability relating to the subsystem "telematics applications for passenger services" of the trans-European rail system, as last amended by Commission Regulation \(EU\) 2016/527 of 4 April 2016, hereinafter referred to as the TAP TSI.](#)

 OTIF	Uniform Technical Prescription (UTP)		UTP TAF
	TELEMATICS APPLICATIONS FOR FREIGHT SERVICES		Page 39 of 86
Status: DRAFT	Version 1	Ref.: TECH-21015	Original: EN
			Date: 25.05.2021

in line with TAP TSI, in order to achieve optimum synergies.

~~a reference file is in common use with the TAP TSI²², the development and changes must be in line with TAP TSI, in order to achieve optimum synergies.~~

~~Locally stored and administrated:~~

~~(a) — Reference File of the emergency services, correlated to type of hazardous goods.~~

~~Centrally stored and administrated:~~

~~(b) — Reference File of the Coding for all IM², RUs, Service provider companies,~~

~~(c) — Reference File of the Coding for Freight Transport Customers,~~

~~(d)(a) Reference File of the Coding of Locations (Primary and subsidiary),~~

For the Contracting States who are members of the European Union, the European Union Agency for Railways will centrally store and maintain unique codes for the following reference data:

- Reference File of the Coding for all IMs, RUs, Service provider companies;
- Reference File of the Coding of Locations (Primary and subsidiary),

The European Union Agency for Railways will centrally store and maintain unique codes for the following reference data:

- Reference File of the Coding for all IMs, RUs, Service provider companies;
- Reference File of the Coding of Locations (Primary and subsidiary),

The Agency will save a copy of the Reference File for the Primary Locations Codes and Company Codes.

~~In accordance with provisions to be agreed with the Organisation, the~~

~~The~~

~~European Railway Agency will save a copy of the Reference File for the Locations Codes and Company Codes.~~

On individual request and without prejudice to intellectual property rights, this data shall be available for public consultation.

Other code lists are defined in the document “TAF TSI — Annex D.2: Appendix F — TAF TSI Data and Message Model” listed in Appendix I.

~~4.2.11.24.2.10.2~~ Other Databases Wagon and Intermodal unit Operational Database (optional)

To allow for the tracking of train and wagon movements, the Wagon and Intermodal Unit Operational Database, ~~the following databases~~, updated at each relevant event in real time, ~~must~~ may be installed. Authorised entities such as keepers and fleet managers ~~must~~ may have access to the data relevant to fulfil their functions, according to bilateral agreements.

- ~~• Wagon and Intermodal Unit Operational Database,~~
- ~~• Trip plan for wagon/Intermodal unit.~~

²² Commission Regulation (EU) No 454/2011 of 5 May 2011 on the technical specification for interoperability relating to the subsystem “telematics applications for passenger services” of the trans-European rail system, as last amended by Commission Regulation (EU) 2016/527 of 4 April 2016, hereinafter referred to as the TAP TSI.

 OTIF	Uniform Technical Prescription (UTP)		UTP TAF
	TELEMATICS APPLICATIONS FOR FREIGHT SERVICES		Page 40 of 86
Status: DRAFT	Version 1	Ref.: TECH-21015	Original: EN
			Date: 25.05.2021

~~These databases must be accessible via the Common Interface (4.2.12.1: General Architecture and 4.2.12.6: Common Interface).~~

~~For intermodal transport, the data messages containing the identifiers of the loading units (e.g. containers, swap bodies, semi-trailers) will use either a BIC or an ILU Code according to ISO 6346 and EN 13044 respectively.~~

Wagon and Intermodal unit Operational Database

The communication between the Lead RU and RUs in the co-operation mode is based on wagon and/or Intermodal unit numbers. Therefore an RU, which communicates with the IMs at train level, must break down this information into wagon and Intermodal unit related one. This wagon and Intermodal unit related information must be stored in the Wagon and Intermodal Unit Operational Database. The information on train movement leads to new entries/updates in the Wagon and Intermodal Unit Operational Database for customer information. The movement part for a wagon or Intermodal unit in the database is set up at the latest when receiving the release time for the wagons or Intermodal unit from the customer. This release time is the first movement entry for a wagon into the Wagon and Intermodal Unit Operational Database related to an actual transport journey. The messages for the wagon movement are defined in the chapters 4.2.87 (Wagon Movement), ~~and 4.2.9 (Interchange Reporting)~~. This database ~~must be~~ accessible via the Common Interface (4.2.12.1: General Architecture and 4.2.12.65: Common Interface).

The Wagon and Intermodal Unit Operational Database is ~~the most important one~~ for the tracking of wagons and therefore for the communication between the RUs involved and the Lead RU. This database shows the movement of a wagon and of an Intermodal unit from departure through to final delivery at customer sidings with ETIs and actual times at different locations until the final delivery time ETA. The database also shows the different status of the rolling stock such as:

- Status: loading of the rolling stock
This status is required for the information exchange between the RU and the IMs and to other railway undertakings involved in the transport journey.
- Status: loaded wagon on journey
This status is required for the information exchange between the IM and the RU, with other infrastructure managers and with other railway undertakings involved in the transport journey.
- Status: empty wagon on journey
This status is required for the information exchange between the IM and the RU, with other infrastructure managers and railway undertakings involved in the transport journey.
- Status: unloading of rolling stock
This status is required for the information exchange between the RU at destination and the Lead RU for the transport.
- Status: empty wagon under fleet management control
This status is required to get the information about availability of a vehicle of defined characteristics.

Wagon Trip Plan Databases

~~Trains may be composed of wagons from various Customers. For each wagon the Lead RU (RU acting as Service Integrator) must establish and update a trip plan which corresponds to the train path at train level. New train paths for a train – e.g. in case of service interruptions – lead to revised trip plans for the wagons concerned. The creation time for the trip plan is the receipt of the consignment note from the customer.~~

 OTIF	Uniform Technical Prescription (UTP)		UTP TAF
	TELEMATICS APPLICATIONS FOR FREIGHT SERVICES		Page 41 of 86
Status: DRAFT	Version 1	Ref.: TECH-21015	Original: EN Date: 25.05.2021

~~The Wagon Trip Plans must be stored by each LRU in a database. These databases must be accessible via the Common Interface (4.2.14.1: General Architecture and 4.2.12.6: Common Interface).~~

Remark:

~~In addition to the mandatory databases mentioned above, at each IM side a train database may be installed.~~

~~This infrastructure manager train database corresponds to the movement part of the Wagon and Intermodal Unit Operational Database. The main data entry is the train related data of the train composition message from the RU. All train events result in an update of this train related database. An alternative storage possibility for these data is the path database (chapter 4.2.2: Path Request). These databases must be accessible via the Common Interface (4.2.12.1: General Architecture and 4.2.12.6: Common Interface).~~

~~4.2.11.3~~ 4.2.10.3 Additional Requirements on the Databases

~~Under the following points are listed additional requirements which must be supported by the various databases:~~

~~These are:~~

~~1. Authentication~~

~~A database must support the authentication of users of the systems before they can gain access to the database.~~

~~2. Security~~

~~A database must support the security aspects in the meaning of controlling access to the database. The possible encryption of the database contents itself is not required.~~

~~3. Consistency~~

~~A database selected shall support the ACID principle (Atomicity, Consistency, Isolation and Durability).~~

~~4. Access Control~~

~~A database must allow access to the data to users or systems that have been granted permission. The access control shall be supported down to a single attribute of a data record. The database shall support configurable, role-based access control for insertion, update or deletion of data records.~~

~~5. Tracing~~

~~A database must support logging all actions applied to the database to allow for tracing the detail of the data entry (Who, What, When did the contents change).~~

~~6. Lock strategy~~

~~A database must implement a locking strategy which allows access to the data even when other users are currently editing records.~~

~~7. Multiple Access~~

~~A database must support that data can be accessed simultaneously by several users and systems.~~

~~8. Reliability~~

~~The reliability of a database must support the required availability.~~

 OTIF	Uniform Technical Prescription (UTP)		UTP TAF
	TELEMATICS APPLICATIONS FOR FREIGHT SERVICES		Page 42 of 86
Status: DRAFT	Version 1	Ref.: TECH-21015	Original: EN
			Date: 25.05.2021

~~9. Availability~~

~~A database must have an availability on demand of at least 99,9 %.~~

~~10. Maintainability~~

~~A maintainability of the database must support the required availability.~~

~~11. Safety~~

~~Databases themselves are not safety related. Hence safety aspects are not relevant. This is not to be confused with the fact that the data – e.g. wrong or not actual data – may have impact on the safe operation of a train.~~

~~12. Compatibility~~

~~A database must support a data manipulation language that is widely accepted, such as SQL or XQL.~~

~~13. Import facility~~

~~A database shall provide a facility that allows the import of formatted data that can be used to fill the database instead of manual input.~~

~~14. Export facility~~

~~A database shall provide a facility that allows to export the contents of the complete database or its part as formatted data.~~

~~15. Mandatory Fields~~

~~A database must support mandatory fields that are required to be filled before the relevant record is accepted as input to the database.~~

~~16. Plausibility Checks~~

~~A database must support configurable plausibility checks before accepting the insertion, update or deletion of data records.~~

~~17. Response times~~

~~A database must have response times that allows users to insert, update or delete data records in a timely manner.~~

~~18. Performance aspects~~

~~The reference files and databases shall support in a cost effective manner the queries necessary to allow the effective operation of all relevant train runs and wagon movements that are covered by the provisions of this TSI.~~

~~19. Capacity aspects~~

~~A database shall support the storage of the relevant data for all freight wagons respectively the network. It shall be possible to extend the capacity by simple means (i.e. by adding more storage capacity and computers). The extension of the capacity shall not require replacement of the subsystem.~~

~~20. Historical data~~

~~A database shall support the management of historical data in the meaning of making of data available that has been already transferred into an archive.~~

~~21. Backup strategy~~

~~A backup strategy shall be in place to ensure that the complete database contents for up to a 24 hour period can be recovered.~~

 OTIF	Uniform Technical Prescription (UTP)		UTP TAF
	TELEMATICS APPLICATIONS FOR FREIGHT SERVICES		Page 43 of 86
Status: DRAFT	Version 1	Ref.: TECH-21015	Original: EN Date: 25.05.2021

~~22. Commercial aspects~~

~~A database system used shall be available commercially off the shelf (COTS product) or be available in the public domain (Open Source).~~

Remarks:

~~The above requirements must be handled by a standard Database Management System (DBMS).~~

~~The usage of the various databases is embedded into various work flows described here before. The general workflow is a request / response mechanism, where an interested party requests information from the database through the Common Interface (4.2.12.1: General Architecture and 4.2.12.6: Common Interface). The DBMS responds to this request either by providing the requested data or by responding that no data can be made available (no such data exists or access is refused due to access control).~~

Every system (Data Base) must be clearly defined and its data consistency shall be supported by rules on data accessibility and data availability.

~~4.2.12.4.2.11~~ 4.2.11 **Networking & Communication**

~~4.2.12.14.2.11.1~~ 4.2.11.1 **General Architecture**

The aim of the IT architecture is to exchange information in secure trusted environment among all rail actors

as required by this UTP.

in the Single European Railway Area (SERA).

Over time, ~~T~~this subsystem will see, over time, the growth and interaction of a large and complex Telematics rail interoperability community with hundreds of participating players (RUs, IMs, ~~etc...~~), which will compete and/or co-operate in serving the market's needs.

The Network & Communication infrastructure supporting such rail interoperability community will be based on a common Information Exchange Architecture, known and adopted by all participating players.

The proposed Information Exchange Architecture:

- is designed to reconcile heterogeneous information models by semantically transforming the data that is exchanged between the systems and by reconciling the business process and application-level protocol differences;
- has minimum impact on the existing IT architectures implemented by every actor;
- safeguards IT investments made already.

The Information Exchange Architectures ~~favours a mostly Peer to Peer type of interaction between all players, while it guarantees the overall integrity and consistency of the rail interoperability community by providing a set of centralised services.~~ is based on continuous IT industry mainstream standards, which ensure the relevant level of cybersecurity according to the identified risks. The interaction between all players must guarantee the overall integrity and consistency of the rail interoperability by providing a set of centralised services.

~~A Peer to Peer interaction model allows the best cost distribution between the different players, based on actual usage and it will present, in general, lesser scalability problems.~~ Architectural concept implementation, e.g. peer-to-peer communication, is based on technical standards for the Common Interface described in the technical document ERA-TD-104 'Annex D.2: Appendix E — Common Interface' listed in Appendix I.

A pictorial representation on the general architecture is given in the document "TAF TSI - Annex A.5: Figures and Sequence Diagrams of the TAF TSI messages", chapter 1.5, listed in Appendix I.

 OTIF	Uniform Technical Prescription (UTP)		UTP TAF
	TELEMATICS APPLICATIONS FOR FREIGHT SERVICES		Page 44 of 86
Status: DRAFT	Version 1	Ref.: TECH-21015	Original: EN
			Date: 25.05.2021

~~4.2.12.2~~ 4.2.11.2 Network and Security

Networking in this case means the method and philosophy of communication and does not mean the physical network.

The network shall ensure the necessary level for cybersecurity.

Rail interoperability is based on a common Information Exchange Architecture, known and adopted by all participants, thus encouraging and lowering barriers for new entrants, especially customers.

The security concept may be implemented on different layers of communication stack between two peers.

~~The security issue will therefore be addressed not by the network (VPN, tunnelling,...), but by exchanging and managing inherently secure messages. A VPN network is therefore not required (the administration of a large VPN network will be complex and costly to manage), thus avoiding problems with responsibilities and ownership allocation. Tunnelling is not considered as a necessary means for achieving the appropriate security level.~~

~~In any case if some players already have or want to implement various degrees of security on selected partitions of the network, they can do so.~~

~~Over the public Internet network it is possible to implement a hybrid Peer to Peer model with a common interface at each actor's node and a central certificate authority.~~

~~Afterwards, a Peer to Peer communication is performed between involved players.~~

~~The peer to peer communication is based on technical standards for the common Interface described in the document "TAF TSI — Annex D.2: Appendix F — TAF TSI Data and Message Model" listed in Appendix I.~~

~~4.2.12.3~~ Security

To achieve a high level of security, all messages must be self-contained, which means that the information in the message is secured and the receiver can verify the authenticity of the message. This may be solved by using an encryption and signing scheme similar to email encryption.

~~4.2.12.4~~ 4.2.11.3 Encryption

~~Either asymmetric encryption or a hybrid solution based on symmetric encryption with public key protection must be used, due to the fact that sharing a common secret key among many players will fail at some point. A higher level of security is easier to achieve if every actor takes responsibility for its own pair of keys, even though a high level of integrity of the central repository (the key server) is required.~~

Either asymmetric or symmetric encryption can be used for data transmission and storage, depending on the business requirements. For this purpose, a Public Key Infrastructure (PKI) is to be implemented.

The encryption is based on technical standards for the Common Interface described in the technical document ERA-TD-104 'Annex D.2: Appendix E — Common Interface' listed in Appendix I.

~~4.2.12.5~~ 4.2.11.4 Central Repository

The Central Repository must be able to handle:

- metadata – structured data describing the content of messages,
- Public Key Infrastructure (PKI),
- Certification Authority (CA),

 OTIF	Uniform Technical Prescription (UTP)		UTP TAF
	TELEMATICS APPLICATIONS FOR FREIGHT SERVICES		Page 45 of 86
Status: DRAFT	Version 1	Ref.: TECH-21015	Original: EN Date: 25.05.2021

The management of the central repository should be under the responsibility of a non-commercial
| co-European
organisation.

~~For those Contracting States where
reserve~~

Where the Central Repository is in use in
conjunction with the TAP TSI, development and
changes shall be performed as closely as possible
to the implemented TAP TSI in order to achieve
optimum synergies

~~the Central Repository is in use in conjunction with the TAP TSI, development and changes must be in
line with TAP TSI in order to achieve optimum synergies.~~

4.2.12.6 4.2.11.5 Common Interface

~~A Common Interface is mandatory for each actor in order to join the rail interoperability community.~~

Compliance to the TSI, with respect to data exchange, means the exchange of mandatory TAF data
catalogue elements (XSD) according to the provisions of TAF TSI Chapter 4.2.

This can use the Common Interface specifications including the use of XSD without any specific
agreement between the involved parties. The CI specifications should be regularly adapted to take new
communication technologies into account.

And combination of any communication technologies is possible if there is a specific agreement between
the involved parties as long it is aligned with the CI specifications.

A Common Interface has to be able to handle:

- message formatting of outgoing messages according to the metadata,
- signing and encryption of outgoing messages,
- addressing of the outgoing messages,
- authenticity verification of the incoming messages,
- decryption of incoming messages,
- conformity checks of incoming messages according to metadata,
- handling the single common access to various databases.

Each instance of a Common Interface will have access to all the data required according the TSI within
each Wagon keeper, LRU, RU, IM, etc., whether the relevant Databases are central or individual (see
also document “TAF TSI - Annex A.5: Figures and Sequence Diagrams of the TAF TSI messages”,
chapter 1.6, listed in Appendix I).

~~For those Contracting States where a~~

Where a Common Interface is in common use
with the TAP TSI, the development and changes
shall be performed as closely as possible to the
implemented TAP TSI in order to achieve
optimum synergies

~~Common Interface is in common use with the TAP TSI, the development and changes must be in line
with TAP TSI, in order to achieve optimum synergies.~~ Based on the results of authenticity verification
of incoming messages, a minimum level of message acknowledgement can be implemented:

- i. positive send ACK,

 OTIF	Uniform Technical Prescription (UTP)		UTP TAF
	TELEMATICS APPLICATIONS FOR FREIGHT SERVICES		Page 46 of 86
Status: DRAFT	Version 1	Ref.: TECH-21015	Original: EN Date: 25.05.2021

ii. negative send NACK.

A common interface uses the information in the central repository in order to manage the above tasks.

~~An actor may implement a local “mirror” of the central repository to shorten response times.~~

If an actor implements a local ‘mirror’ of the Central Repository, that actor must then - by its own means - ensure that the local ‘mirror’ is an accurate and up to date copy of the Central Repository.

4.2.11.6 Protocols

Only protocols belonging to the Internet Protocol Suite (commonly known as TCP/IP, UDP/IP etc.) may be used for developments.

4.3 Functional and technical specifications of the interfaces

In light of the essential requirements in Chapter 3, the functional and technical specifications of the interfaces are as follows:

4.3.1 Interfaces with the

Subsystem | **TSI**
Infrastructure

The infrastructure subsystem includes traffic management, tracking, and navigation systems: technical installations for data processing and telecommunications intended for long-distance passenger services and freight services on the network in order to guarantee the safe and harmonious operation of the network and efficient traffic management.

The subsystem Telematics Applications for Freight uses the data required for operational purposes as given by the path contract, possibly completed by infrastructure restriction data, as provided by the IM. Thus no direct interface exists between this

UTP | **TSI**
and the

~~subsystem~~UTP | **TSI**
for infrastructure.

4.3.2 Interfaces with the

Subsystem | **TSI**
Control/Command and Signalling

The only connection to control command and signalling is via the

- Path contract, where within the line segment description the relevant information about usable command control and signalling equipment is given and
- various Rolling Stock Reference Databases, where the command control and signalling equipment of the rolling stock must be stored.

 OTIF	Uniform Technical Prescription (UTP)		UTP TAF
	TELEMATICS APPLICATIONS FOR FREIGHT SERVICES		Page 47 of 86
Status: DRAFT	Version 1	Ref.: TECH-21015	Original: EN Date: 25.05.2021

4.3.3 Interfaces with the rolling stock subsystem

The subsystem Telematics Applications for freight identifies the technical and operational data, which must be available for the rolling stock.

The rolling stock

UTP | ~~TSI~~

specifies the characteristics of a wagon. If the characteristics change for a wagon, this must be updated in the Rolling Stock Reference Databases within the normal maintenance process for the database. Thus no direct interface exists between this

UTP | ~~TSI~~

and the

UTP | ~~TSI~~

for rolling stock.

4.3.4 Interfaces with the

Subsystem | ~~TSI~~

operation and traffic management

The subsystem Operation and Traffic Management specifies the procedures and related equipment enabling a coherent operation of the different structural subsystems, both during normal and degraded operation, including in particular train driving, traffic planning and management.

The subsystem Telematics Applications for Freight mainly specifies applications for freight services including real-time monitoring of freight and trains and the management of connections with other modes of transport.

In order to ensure consistency between both TSIs, the following procedure applies.

When the specifications of the TSI Operation and Traffic Management related to the requirements of this TSI will be written and/or will become subject to amendments, then the body in charge of this TSI must be consulted.

In the case that the specifications of this TSI related to operational requirements specified in the TSI Operation and Traffic Management should be subject to any amendment, the body in charge of the TSI Operation and Traffic Management must be consulted.

4.3.5 Interfaces with the Telematics Applications for Passenger Services

For those Contracting States where the Telematics Application for Passenger Services is applied, the following table is valid:

 OTIF	Uniform Technical Prescription (UTP)		UTP TAF
	TELEMATICS APPLICATIONS FOR FREIGHT SERVICES		Page 48 of 86
Status: DRAFT	Version 1	Ref.: TECH-21015	Original: EN
			Date: 25.05.2021

Interface	Reference Telematics Applications for Freight TSI /UTP	Reference Telematics Applications for passengers TSI
Train ready	4.2.3.3 Train ready message	4.2.14.1 Train ready message for all trains
Train running forecast	4.2.4.2 Train running forecast message	4.2.15.2 'Train running forecast' message for all trains
Train running information	4.2.4.3 Train running information	4.2.15.1 'Train running information' message for all trains
Train running interrupted to RU	4.2.5.2 Train running interrupted	4.2.16.2 'Train running interrupted' message for all trains
Handling of short term timetable data	4.2.2 Path Request	4.2.17 Handling of short term timetable data for trains
Common Interface	4.2.12 <u>11.65</u> Common Interface	4.2.21.7 Common interface for RU/IM communication
Central Repository	4.2.1 <u>12.54</u> Central Repository	4.2.21.6 Central repository
Reference Files	4.2.10 <u>1</u> .1 Reference files	4.2.19.1 Reference files

4.4 Operating rules

In light of the essential requirements in Chapter 3, the operating rules specific to the subsystem concerned by this

UTP | ~~TSI~~
are as follows:

4.4.1 Data quality

For data quality assurance purposes, the originator of any

UTP | ~~TSI~~

message will be responsible for the correctness of the data content of the message at the time when the message is sent. Where the source data for data quality assurance purposes is available from the databases provided as part of the

UTP | ~~TSI~~

the data contained within those databases must be used for data quality assurance.

Where the source data for data quality assurance purposes is not provided from the databases provided as part of this

UTP, | ~~TSI~~,

 OTIF	Uniform Technical Prescription (UTP)		UTP TAF
	TELEMATICS APPLICATIONS FOR FREIGHT SERVICES		Page 49 of 86
Status: DRAFT	Version 1	Ref.: TECH-21015	Original: EN Date: 25.05.2021

the originator of the message must make the data quality assurance check from their own resources.

Data quality assurance will include comparison with data from databases provided as part of this

UTP

| **TSI**

as described above plus, where applicable, logic checks to assure the timeliness and continuity of data and messages.

Data are of high quality if they are fit for their intended uses, which means they

- are Error free: accessible, accurate, timely, complete, consistent with other sources, etc., and
- possess desired features: relevant, comprehensive, proper level of detail, easy-to-read, easy-to-interpret, etc.

The data quality is mainly characterised by:

- Accuracy,
- Completeness,
- Consistency,
- Timeliness.

Accuracy:

The information (data) required needs to be captured as economically as possible. This is only feasible if the primary data is only recorded, if possible, on one single occasion for the whole transport. Therefore the primary data should be introduced into the system as close as possible to its source, so that it can be fully integrated into any later processing operation.

Completeness:

Before sending out messages the completeness and syntax must be checked using the metadata. This also avoids unnecessary information traffic on the network.

All incoming messages must also be checked for completeness using the metadata.

Consistency:

Business rules must be implemented in order to guarantee consistency. Double entry should be avoided and the owner of the data should be clearly identified.

The type of implementation of these business rules depends on the complexity of the rule. For simple rules, database constraints and triggers are sufficient. In case of more complex rules which require data from various tables, validation procedures must be implemented which check the consistency of the data version before interface data are generated and the new data version becomes operational. It must be guaranteed that transferred data are validated against the defined business rules.

Timeliness:

The provision of information right in time is an important point. As far as the triggering for data storage or for message sending is event driven directly from the IT system the timeliness is not a problem if the system is designed in well manner according the needs of the business processes. But in most of the cases the initiation of sending a message is done by an operator or at least is based on additional input from an operator ~~(for example the sending of the train composition or the actualising of train or wagon related~~

 OTIF	Uniform Technical Prescription (UTP)		UTP TAF
	TELEMATICS APPLICATIONS FOR FREIGHT SERVICES		Page 50 of 86
Status: DRAFT	Version 1	Ref.: TECH-21015	Original: EN
			Date: 25.05.2021

~~data~~)-To fulfil the timeliness requirements the updating of the data must be done as soon as possible also to guarantee, that the messages will have the actual data content when sending out automatically by the system.

The response time for enquiries must be addressed for the various applications and user types within the detailed IT specifications. All data updates and exchanges shall be carried out as soon as possible.

Data quality Metrics

The detailed IT specifications shall define appropriate percentages for:

- ~~For~~ the completeness of data (pPercent of data fields having values entered into them) ~~of mandatory data~~ and for the consistency of data (pPercent of matching values across tables/files/records) ~~a percentage of 100% must be reached.~~
- ~~For~~ the timeliness of data (pPercent of data available within a specified threshold time frame) ~~a percentage of 98% must be reached. As far as threshold values are not defined in this UTP,~~ | ~~TSI,~~
~~these values must be specified in the contracts between the involved parties.~~
- the required accuracy (pPercent of stored values that are correct when compared to the actual value) ~~must be above 90%. The exact value and the criteria must be set out in the contracts between the involved parties.~~

4.4.2 Operating the central repository

The functions of the central repository are defined in chapter 4.2.1 ~~2.5~~ Central Repository. For the purpose of data quality assurance, the entity operating the central repository shall be responsible for the updating and the quality of the metadata and also for the administration of the access control. Regarding the quality of the metadata in terms of completeness, consistency, timeliness and accuracy shall enable appropriate functioning for the purposes of this

UTP. | ~~TSI~~

4.5 Maintenance rules

In light of the essential requirements in Chapter 3, the maintenance rules specific to the subsystem concerned by this

UTP | ~~TSI~~

are as follows:

The quality of the transport service must be guaranteed even if the data processing equipment were to break down in full or in part. It is therefore, advisable to install duplex systems or computers with a particularly high degree of reliability, and for which the uninterrupted operation during maintenance is ensured.

The maintenance aspects regarding the various databases are mentioned in chapter 4.2.1 ~~0~~ 3 (Additional Requirements on the Databases), ~~points 10 and 21.~~

 OTIF	Uniform Technical Prescription (UTP)		UTP TAF
	TELEMATICS APPLICATIONS FOR FREIGHT SERVICES		Page 51 of 86
Status: DRAFT	Version 1	Ref.: TECH-21015	Original: EN
			Date: 25.05.2021

4.6 Professional qualifications

The professional qualifications of staff required for the operation and maintenance of the subsystem and for implementing the

UTP | ~~TSI~~

are as follows:

The implementation of this

UTP | ~~TSI~~

does not require a complete new system in hardware and software with new staff. The realisation of the requirements of the

UTP | ~~TSI~~

leads only to changes, upgrades or functional enlargements of the operation as it is already done by the existing staff. Therefore, there are no additional requirements to the existing national and

international | European

rules on professional qualifications.

If necessary, an add-on training of staff should not just consist of showing them how to operate equipment. The member of staff must know and understand his specific role to be played in the overall transportation process. Staff must in particular be aware of the requirement to maintain a high working performance level, since this is a decisive factor for the reliability of the information to be processed at a subsequent stage.

The professional qualifications needed for the composition and operation of trains are defined

in accordance with the laws and prescriptions in | in the TSI Operation and Traffic Management.
force in the Contracting State.

4.7 Health and safety conditions

The health and safety conditions of staff required for the operation and maintenance of the subsystem concerned (or the technical scope as defined in paragraph 1.1) and for the implementation of the

UTP | ~~TSI~~

are as follows:

There are no additional requirements to existing national and

international | European

rules on health and safety.

 OTIF	Uniform Technical Prescription (UTP)		UTP TAF
	TELEMATICS APPLICATIONS FOR FREIGHT SERVICES		Page 52 of 86
Status: DRAFT	Version 1	Ref.: TECH-21015	Original: EN Date: 25.05.2021

~~5. ELEMENTS OF CONSTRUCTION (IC)~~

~~INTEROPERABILITY CONSTITUENT (IC)~~

5. INTEROPERABILITY CONSTITUENTS

5.1 Definition

~~“Element of construction”~~ or “interoperability constituent” (ICs), ~~are~~ is defined in Article 2(g) of ATMF.

According to Article 2(f) of Directive [\(EU\) 2016/797](#)~~2008/57/EC~~:

Interoperability constituents are “any elementary component, group of components, subassembly or complete assembly of equipment incorporated or intended to be incorporated into a subsystem, upon which the interoperability of the rail system depends directly or indirectly. The concept of a “constituent” covers both tangible objects and intangible objects such as software”.

5.2 List of Constituents

The interoperability constituents are covered by the relevant provisions of APTU and ATMF.

of Directive [\(EU\) 2016/797](#)~~2008/57/EC~~.

There are no interoperability constituents determined as far as the subsystem Telematics Applications for Freight is concerned.

For the fulfilment of the requirements of this

UTP

~~TSI~~

only standard IT equipment is needed, without any specific aspects for interoperability in the railway environment. This is valid for hardware components and for the standard software used like operating system and databases. The application software is individual on each user’s side and can be adapted and improved according the individual actual functionality and needs. The proposed “application integration architecture” assumes that applications might not have the same internal information model. Application integration is defined as the process of making independently designed application systems work together.

5.3 Constituents' Performances and Specifications

See chapter 5.2, not relevant for the

UTP

~~TSI~~

“Telematics Applications for Freight”.

 OTIF	Uniform Technical Prescription (UTP)		UTP TAF
	TELEMATICS APPLICATIONS FOR FREIGHT SERVICES		Page 53 of 86
Status: DRAFT	Version 1	Ref.: TECH-21015	Original: EN Date: 25.05.2021

6. ASSESSMENT OF CONFORMITY AND/OR SUITABILITY FOR USE OF THE CONSTITUENTS AND VERIFICATION OF THE SUBSYSTEM

~~6.1 ELEMENTS OF CONSTRUCTION (IC) | INTEROPERABILITY CONSTITUENTS (IC)~~

6.1 Interoperability Constituents (IC)

6.1.1 Assessment Procedures

~~The assessment procedure for~~

~~the verification of elements of construction are described in the UTP GEN-D²³.~~

~~conformity or suitability for use of interoperability constituents must be based on European specifications or specifications approved in accordance with Directive 2008/57/EC.~~

~~In the case of suitability for use, these specifications will indicate all the parameters to be measured, monitored or observed, and will describe the related testing methods and measuring procedures, whether in a test bench simulation or tests in a real railway environment.~~

~~Procedures for assessing conformity and/or suitability for use:~~

~~List of specifications, description of the testing methods:~~

Not relevant for the

UTP

~~TSI~~

Telematics Applications for Freight.

6.1.2 Module

~~At the request of the manufacturer or his representative established in the Community, the procedure is carried out by a notified body in accordance with the provisions of the pertinent modules of Commission Decision 2010/713/EU as set out, amended and supplemented in the Appendix to this TSI. The modules should be combined and used selectively according to the particular constituent.~~

Not relevant for the

UTP

~~TSI~~

Telematics Applications for Freight.

²³ Throughout this prescription, UTP GEN-D means: Assessment procedures (modules), (A-94-01D/3.2011), in the version that entered into force on 1.10.2012

 OTIF	Uniform Technical Prescription (UTP)		UTP TAF
	TELEMATICS APPLICATIONS FOR FREIGHT SERVICES		Page 54 of 86
Status: DRAFT	Version 1	Ref.: TECH-21015	Original: EN
			Date: 25.05.2021

~~6.1.3 Subsystem Telematics Applications for Freight~~

6.2 Subsystem Telematics Applications for Freight

~~Upon request, the assessing entity carries out verification of subsystems as defined in Article 4 of the ATMF and in accordance with UTP GEN-D.~~

~~At the request of the awarding authority or its representative established in the Community, the notified body carries out EC verification in accordance with Annex VI to Directive 2008/57/EC.~~

According to

UTP GEN-B,

Annex II of the Directive [\(EU\) 2016/797](#)~~2008/57/EC~~,

the subsystems are broken down into structural and functional areas.

The conformity assessment is obligatory for

UTPs

~~TSIs~~

in the structural area. The Subsystem Telematics Application for Freight belongs to the functional area and this

UTP

~~TSI~~

does not determine any modules for conformity assessment.

~~However the central repository and a common interface at each actor's node are the backbone of the application integration. The exchange information model is held in the centralised application integration repository, which holds the interface metadata in one physical location. The metadata contains information about the communication content (what is in the data being sent), the touch point identities of the senders and receivers, and the interaction process mechanics application level business protocols.~~

~~The following points are highlighted:~~

- ~~• The central repository also contains the certification authority (Open CA PKI). This is mainly an administration act, which is physically implemented. Wrong entries become obvious immediately. No assessment procedure needed.~~
- ~~• The central repository contains the message metadata (according to document "TAF TSI Annex D.2: Appendix F – TAF TSI Data and Message Model", listed in Appendix D) as the basis for message exchange in a heterogeneous information environment. The metadata must be administrated and updated in the central repository. Any incompatibility in the message structure or content of the messages for sending or receiving data will be recognised immediately and the transfer will be refused. No assessment procedure needed.~~
- ~~• The common interface at each actor's node contains mainly the local "mirror" of the central repository for shortening the response time and reducing the load on the repository. It must be ensured, that the data versions in the central repository and in the common interface are always the same. Therefore the data update must be done on the central level and new versions must be downloaded from there. No assessment procedure needed.~~

6.2.1. Assessment of compliance of IT tools

Projects in charge of IT tools deployed by the European rail sector may request the Agency to

 OTIF	Uniform Technical Prescription (UTP)		UTP TAF	
	TELEMATICS APPLICATIONS FOR FREIGHT SERVICES		Page 55 of 86	
Status: DRAFT	Version 1	Ref.: TECH-21015	Original: EN	Date: 25.05.2021

assess the compliance of those against the TSI requirements.

Request for assessment shall be accompanied by:

- Use Case document including:
- TAF TSI function covered
- Reference to TAF TSI chapter
- List and documentation of messages (including their sequence) to be tested
- Description of IT System, which uses TAF messages
- Description of communication interface of IT System (CI, other etc.)
- Information if request is for milestone of an EU funded project
- Version of the TAF TSI technical documents relevant to the scope of the assessment of the compliance
- XML file(s) of the IT System and their corresponding XSD file(s)

The Agency performs TAF TSI compliance test and issues an Agency compliance assessment report to the applicant within 3 months after confirming completeness. Compliance report covers following aspects:

- If the Message(s) carries all mandatory elements from TAF TSI,
- If the Message(s) complies with the TAF TSI technical documents,
- If the Messages sequence is compliant with TAF TSI.

Other than XML messages can also be delivered for test to determine whether they carry mandatory elements from the TAF TSI. In such case instead of XSD file(s) of the IT System it shall be delivered a message structure description with description of the data elements/fields, mentioning when applicable the applied standard(s) and their version.

7. IMPLEMENTATION

~~7.1~~ MODALITIES OF APPLICATION OF THIS

UTP

TSI

 OTIF	Uniform Technical Prescription (UTP)		UTP TAF
	TELEMATICS APPLICATIONS FOR FREIGHT SERVICES		Page 56 of 86
Status: DRAFT	Version 1	Ref.: TECH-21015	Original: EN Date: 25.05.2021

7.1 Introduction

~~7.1.1 Introduction~~

This

UTP

~~TSI~~

concerns the subsystem telematics applications for freight services. This subsystem is functional according to

UTP GEN-B.

Annex II of the Directive [\(EU\) 2016/797](#)~~2008/57/EC~~.

The application of this

UTP

~~TSI~~

therefore does not rely on the notion of new, renewed or upgraded subsystem, as is customary in the case of

UTPs

~~TSIs~~

related to structural subsystems, except where it is specified in the

UTP.

~~TSI~~.

~~The~~

~~application of this UTP is voluntary. However, if IT investments and developments in the scope of the UTP TAF are made, they must be done in a harmonised and compatible way, and this UTP is~~

~~TSI is~~

~~implemented in phases:~~

- ~~• phase one: detailed IT specifications and master plan;~~
- ~~• phase two: development;~~
- phase three: deployment.

The application of this UTP is voluntary. However, if IT investments and developments in the scope of the UTP TAF are made, they must be done in a harmonised and compatible way and comply with the provisions of the UTP., ~~and this UTP is implemented in phases:~~

~~phase one: detailed IT specifications and master plan;~~

~~phase two: development;~~

~~phase three: deployment.~~

 OTIF	Uniform Technical Prescription (UTP)		UTP TAF	
	TELEMATICS APPLICATIONS FOR FREIGHT SERVICES		Page 57 of 86	
Status: DRAFT	Version 1	Ref.: TECH-21015	Original: EN	Date: 25.05.2021

~~7.1.2 Phase one – detailed IT specifications and master plan~~

~~The functional requirement specifications which shall be used as basis for above technical architecture during the development and deployment of the computerised system are in the appendices A to F listed in Appendix I to this~~

~~Prescription:~~

~~Contracting States that are not members of the European Union are recommended to this UTP to prepare a master plan concerning the development implementation of the TAF subsystem on their territory.~~

~~and its The architecture, and components.~~

~~However, this may be carried out on voluntary basis.~~

~~However, the specifications of IT and components shall not diverge from what has been developed by the rail sector on the basis of the TAF TSI.~~

~~Regulation:~~

~~The mandatory master plan from concept to delivery of the computerised system, based on the Strategic European Deployment Plan (SEDP) prepared by the rail sector, includes the core architecture components of the system and the identification of the major activities which shall be executed.~~

~~7.1.3 Phase 2 and 3 – Development and deployment~~

~~Railway undertakings, infrastructures managers and wagon keepers shall develop and deploy the TAF computerised system in accordance with the provisions of this chapter.~~

~~Governance, roles and responsibilities~~

Non-EU OTIF Member States that apply this UTP TAF may participate or be represented in the work of relevant governance bodies responsible for the implementation and development of the technical Appendices.

(a) Project governance

The development and deployment is put under the governance of the Steering Committee.

~~shall be put under a governance structure with following players:~~

The Steering Committee

~~The Steering Committee shall have following roles and responsibilities:~~

The Steering Committee shall provide for the strategic management structure to efficiently manage and coordinate the work for implementing the TAF TSI.

The Steering Committee, co-chaired by the Commission and a person nominated by the rail sector representative bodies, shall be composed of:

- the representative bodies from the railway sector acting on a European level as defined in Article 5(3) of Regulation (EU)

 OTIF	Uniform Technical Prescription (UTP)		UTP TAF
	TELEMATICS APPLICATIONS FOR FREIGHT SERVICES		Page 58 of 86
Status: DRAFT	Version 1	Ref.: TECH-21015	Original: EN
			Date: 25.05.2021

2016/796 ('the rail sector representative bodies');

- the Agency;
- the Commission and
- other organisations proposed to the Steering Committee to be included as observers where there are sound technical and organisational reasons for doing.

(b) Development of the system

All actors concerned shall deploy the system following their individual master plan. For actors who have not submitted an individual master plan, their communicated individual plan is binding.

(c) Deployment and operation monitoring process

The monitoring of the deployment and operation harmonized throughout Europe is managed by the TAF Implementation Cooperation Group (ICG).

The ICG, established and managed by the Agency, is composed of:

- the Agency;
- the National Contact Points (see Appendix III);
- the Representatives Bodies and
- other organisations designated by the Agency and having relevant technical and organisational experience.

The ICG is made responsible for:

- assessing the progress of implementation and operation, analysing the deviations from the Master Plan and proposing improvement actions;
- assisting the NCPs to follow-up the TAF TSI implementation and operation at national level;
- approving the reports about the TAF TSI implementation and operation;
- reporting via the Agency to the European Commission.

 OTIF	Uniform Technical Prescription (UTP)		UTP TAF	
	TELEMATICS APPLICATIONS FOR FREIGHT SERVICES		Page 59 of 86	
Status: DRAFT	Version 1	Ref.: TECH-21015	Original: EN	Date: 25.05.2021

~~This shall involve setting the policy, the strategic direction and prioritisation. In doing so, the steering committee shall also take into account the interests of small undertakings, new entrants, and railway undertakings providing specific services.~~

~~The Steering Committee shall monitor the implementation progress. It shall regularly report to the European Commission about the progress achieved compared with the master plan, at least four times a year. The Steering Committee shall make the necessary steps to adjust above development in the case of a deviation from the master plan.~~

~~The Steering Committee shall be composed by the representative bodies from the railway sector acting on a European level as defined in Article 3(2) of Regulation 881/2004/EC ("the rail sector representative bodies"),~~

~~the European Railway Agency and the Commission.~~

~~This Steering Committee shall be co-chaired by (a) the Commission and (b) a person nominated by the rail sector representative bodies. The Commission assisted by the members of the steering committee shall draft the rules of procedure of this Steering Committee, on which the steering committee shall agree.~~

~~3. The members of the Steering Committee may propose to the Steering Committee that other organisations be included as observers where there are sound technical and organisational reasons for doing so.~~

The Stakeholders

~~The railway undertakings, infrastructure managers and wagon keepers shall set up an efficient project governance structure which enables the TAF system to be efficient developed and deployed.~~

~~Above stakeholders shall:~~

- ~~provide the necessary efforts and resources needed for the implementation of this~~

~~Prescription;~~

~~Regulation;~~

- ~~comply with the principles of access to the TAF~~

~~UTP~~

~~TSI~~

 OTIF	Uniform Technical Prescription (UTP)		UTP TAF	
	TELEMATICS APPLICATIONS FOR FREIGHT SERVICES		Page 60 of 86	
Status: DRAFT	Version 1	Ref.: TECH-21015	Original: EN	Date: 25.05.2021

- ~~• common components which shall be available to all market participants at a unified, transparent and lowest possible service cost structure,~~
- ensure that all market participants have access to all data exchanged required for fulfilling their legal obligations and for the performance of their functions in accordance with the TAF

UTP

TSI

functional requirements,

- ~~• protect the confidentiality of customer relationships,~~
- ~~• set up a mechanism which will enable “late comers” to join the TAF development and to profit from achieved TAF developments related to the common components in a way which is satisfactory both for above stakeholders and for the “new comers” in particular with view to fair cost sharing,~~
- report of progress with implementation plans to the TAF Steering Committee. This reporting includes also where appropriate deviations from the master plan.

The Representative Bodies

The Representative Bodies from the railway sector acting on a European level as defined in Article 3(2) of Regulation 881/2004/EC shall have following roles and responsibilities:

- ~~• represent their individual stakeholder members at the TAF TSI Steering Committee.~~
- ~~• raise awareness of their members on their obligations related to the implementation of the present regulation,~~
- ~~• ensure current and complete access for all above stakeholders to status information on the work of the Steering Committee and any other groups in order to safeguard each representative’s interests in the implementation of TAF TSI in a timely manner,~~
- ~~• ensure the efficient information flow from their individual stakeholder members to the TAF Steering Committee so that the stakeholders’ interest is duly taken into account for decisions affecting the TAF development and deployment,~~
- ensure the efficient information flow from the TAF Steering Committee to their individual stakeholder members so that the stakeholders are duly informed about decisions affecting the TAF development and deployment.

 OTIF	Uniform Technical Prescription (UTP)		UTP TAF	
	TELEMATICS APPLICATIONS FOR FREIGHT SERVICES		Page 61 of 86	
Status: DRAFT	Version 1	Ref.: TECH-21015	Original: EN	Date: 25.05.2021

7.2 CHANGE MANAGEMENT

7.2.1 Change Management Process

Change management procedures shall be designed to ensure that the costs and benefits of change are properly analysed and that changes are implemented in a controlled way.

These procedures shall be managed at EU level: However, the non-EU OTIF Member States that apply this UTP may be present or represented in the work of the European Union Agency for Railways' Working Groups by entities that represent the interests of their rail sector, including the Change Control Board.

These procedures shall be defined, put in place, supported and managed by the European Railway Agency and shall include:

- the identification of the technical constraints underpinning the change;
- a statement of who takes responsibility for the change implementation procedures;
- the procedure for validating the changes to be implemented;
- the policy for change management, release, migration and roll-out.
- the definition of the responsibilities for the management of the detailed specifications and for both its quality assurance and configuration management.

The Change Control Board (CCB) shall be composed of the ~~European Railway~~ Agency, rail sector representative bodies and ~~national safety authorities~~ Member States. Such an affiliation of the parties shall ensure a perspective on the changes that are to be made and an overall assessment of their implications.—~~The Commission may add further parties to the CCB if their participation is seen to be necessary.~~ The CCB ultimately shall be brought under the aegis of the ~~European Railway~~ Agency.

7.2.2 Specific Change Management Process for documents listed in Appendix I ~~to this~~

Prescription

The change control management for the documents listed in Appendix I to this

~~shall be established by the European Railway Agency in accordance with the following criteria:~~

~~The change requests affecting the documents are submitted either via the~~

~~Competent Authorities, or via the OTIF Secretariat~~
UTP shall be in accordance with the process agreed between the European Union Agency for Railways and the Committee of Technical Experts.

Regulation

Regulation

Regulation shall be established by the Agency in accordance with the following criteria:

(1) The change requests affecting the documents are submitted either via the ~~National Safety~~

 OTIF	Uniform Technical Prescription (UTP)		UTP TAF
	TELEMATICS APPLICATIONS FOR FREIGHT SERVICES		Page 62 of 86
Status: DRAFT	Version 1	Ref.: TECH-21015	Original: EN Date: 25.05.2021

~~Authorities (NSA)~~ Member States or via the representative bodies from the railway sector acting on a European level as defined in Article 38 (4) of Regulation (EU) 2016/796 ~~3(2) of Regulation 881/2004/EC~~, or via the TAF TSI Steering Committee, or via the TAF TSI Steering Committee. ~~The Commission may add further submitting parties if their contribution is seen to be necessary.~~

(2) The European Union Agency for Railways shall gather and store the change requests.

(3) The European Union Agency for Railways shall present change requests to the dedicated ERA working party, which will evaluate them and prepare a proposal accompanied by an economic evaluation, where appropriate.

(4) Afterwards the European Union Agency for Railways shall present the change request and the associated proposal to the change control board that will or will not validate or postpone the change request.

(5) If the change request is not validated, the European Union Agency for Railways shall send back to the requester either the reason for the rejection or a request for additional information about the draft change request.

(6) If the change request is validated, the technical document shall be amended.

(7) If no consensus about the validation of a change request can be reached, the European Union Agency for Railways shall submit to the Commission a recommendation to update the documents listed in Appendix I together with the draft new version of the document, the change requests and their economic evaluation and shall make these documents available on their web site.

(8) The new version of the technical document with the validated change requests shall be made available at the site of the Agency. The Agency will keep the Member States informed via the Committee established in accordance with Article 51(1) of Directive (EU) 2016/797.

(9) If a change request would require a change of the legal text of the TAF TSI, the Agency shall

 OTIF	Uniform Technical Prescription (UTP)		UTP TAF
	TELEMATICS APPLICATIONS FOR FREIGHT SERVICES		Page 63 of 86
Status: DRAFT	Version 1	Ref.: TECH-21015	Original: EN Date: 25.05.2021

[send a request to the European commission to request a revision of the TAF TSI and/or request the technical opinion from the Agency.](#)

[\(10\) Where change control management affects elements which are in common use within the TAP TSI, the changes shall be made so as to remain as close as possible to the implemented TAP TSI in order to achieve optimum synergies.](#)

- ~~1. The European Railway Agency shall gather and store the change requests.~~
- ~~2. The European Railway Agency shall present change requests to the dedicated ERA working party, which will evaluate them and prepare a proposal accompanied by an economic evaluation, where appropriate.~~
- ~~3. Afterwards the European Railway Agency shall present the change request and the associated proposal to the change control board that will or will not validate or postpone the change request.~~
- ~~4.1. If the change request is not validated, the Agency shall send back to the requester either the reason for the rejection or a request for additional information about the draft change request.~~


- ~~6. The document shall be amended on the basis of validated change requests.~~

- ~~7. The Agency shall submit to the Commission a recommendation to update the documents listed in Appendix I together with the draft new version of the document, the change requests and their economic evaluation and shall make these documents available on their website.~~
- ~~8. The European Railway Agency shall make the draft new version of the document and the validated change requests available on its web site.~~
- ~~9. Once the update of the documents listed in Appendix I is published in the Official Journal of the European Union, the European Railway Agency shall make the new version of the document available on its web site.~~

~~For those Contracting States where~~

~~| Where~~

~~change control management affects elements which are in common use within the TAP TSI, the changes shall be made so as to remain as close as possible to the implemented TAP TSI in order to achieve optimum synergies.~~

 OTIF	Uniform Technical Prescription (UTP)		UTP TAF
	TELEMATICS APPLICATIONS FOR FREIGHT SERVICES		Page 64 of 86
Status: DRAFT	Version 1	Ref.: TECH-21015	Original: EN
			Date: 25.05.2021

Appendix I
List of technical documents

N°	Reference	Title	Version	Date
1	ERA-TD-100	TAF TSI - Annex A.5: Figures and sequence diagrams of the TAF TSI messages	2.1	10.02.2015
2	ERA-TD-101	TAF TSI - Annex D.2: Appendix A (Wagon/ILU Trip Planning)	2.0	17.10.2013
3	ERA-TD-102	TAF TSI - Annex D.2: Appendix B - Wagon and Intermodal Unit Operating Database (WIMO)	2.1	10.02.2015
4	ERA-TD-103	TAF TSI - Annex D.2: Appendix C - Reference Files	2.1	10.02.2015
5	ERA-TD-104	TAF TSI - Annex D.2: Appendix E - Common Interface	2.2	23.02.2017
6	ERA-TD-105	TAF TSI - Annex D.2: Appendix F - TAF TSI Data and Message Model	2.3.0	16.07.2019

 OTIF	Uniform Technical Prescription (UTP)		UTP TAF
	TELEMATICS APPLICATIONS FOR FREIGHT SERVICES		Page 65 of 86
Status: DRAFT	Version 1	Ref.: TECH-21015	Original: EN
			Date: 25.05.2021

Appendix II
Glossary

Term	Description	
	EU	COTIF
ACID	<p>Atomicity, Consistence, Isolation, Durability</p> <p>These are the four primary attributes ensured to any transaction:</p> <p>Atomicity. In a transaction involving two or more discrete pieces of information, either all of the pieces are committed or none are.</p> <p>Consistency. A transaction either creates a new and valid state of data, or, if any failure occurs, returns all data to its state before the transaction was started.</p> <p>Isolation. A transaction in process and not yet committed must remain isolated from any other transaction.</p> <p>Durability. Committed data is saved by the system such that, even in the event of a failure and system restart, the data is available in its correct state.</p> <p>The ACID concept is described in ISO/IEC 10026-1:1992 Section 4. Each of these attributes can be measured against a benchmark. In general, however, a transaction manager or monitor is designed to realise the ACID concept. In a distributed system, one way to achieve ACID is to use a two phase commit (2PC), which ensures that all involved sites must commit to transaction completion or none do, and the transaction is rolled back.</p>	<i>idem</i>
AB	See Allocation Body	Idem
Allocation body	see IM. Body responsible for path allocation, which is independent in its legal form, organisation and decision-making from any railway undertaking (Directive 2012/34/EU of the European Parliament and of the Council²⁴).	Body responsible for path allocation in accordance with the national rules valid in the Contracting State concerned. <i>idem</i>
Applicant	means a railway undertaking or an international grouping of railway undertakings or other persons or legal entities, such as competent authorities under Regulation (EC) No 1370/2007 and shippers, freight	means any legal entity in the Contracting State properly authorised and/or recognised to procure the infrastructure capacity.

²⁴ [Directive 2012/34/EU of the European Parliament and of the Council of 21 November 2012 establishing a single European railway area \(OJ L 343, 14.12.2012, p. 32\).](#)

 OTIF	Uniform Technical Prescription (UTP)		UTP TAF
	TELEMATICS APPLICATIONS FOR FREIGHT SERVICES		Page 66 of 86
Status: DRAFT	Version 1	Ref.: TECH-21015	Original: EN
			Date: 25.05.2021

<i>Term</i>	<i>Description</i>	
	<i>EU</i>	<i>COTIF</i>
	forwarders and combined transport operators, with a public-service or commercial interest in procuring infrastructure capacity (Directive 2012/34/EU). For Allocation body: see IM definition. <u>The applicant can take the roles and the assigned tasks and responsibilities of Lead RU (Lead railway undertaking) and/or Responsible Applicant and/or Responsible RU depending on specific network statement.</u>	<u>This entity can take the roles and the assigned tasks and responsibilities of Lead RU (Lead railway undertaking) and/or Responsible Applicant and/or Responsible RU.</u>
Block train	A specific form of a direct train with only as much wagons as needed, running between two transshipment points without intermediate marshalling.	Idem
Booking	The process of making a reservation for space on a means of transport for the movement of goods.	Idem
CA	Certification Authority	Competent authority
CN-code	8 _digit Code list for products used by customs.	Idem
Combined road - rail transport <u>or Combined Transport</u>	Intermodal transport where the major part of the European journey is by rail and any initial and/or final legs carried out by road are as short as possible.	Intermodal transport where the major part of the journey is by rail and any initial and/or final legs carried out by road are as short as possible and in internal (domestic) traffic.
Consignee	Party by whom the goods are to be received. Synonym: Goods receiver	Idem
Consignment	Freight sent under a single contract of carriage. In combined transport, this term may be used for statistical purposes, to measure loading units or road vehicles.	Freight sent under a single contract of carriage.
Consignment note	A document which evidence a contract for the transportation by a carrier of one consignment from a named place of acceptance to a named place of delivery. It contains details of the consignment to be carried.	Idem
Consignor	Party which, by contract with a Service Integrator, consigns or sends goods with the carrier, or has them conveyed by him. Synonyms: Shipper, Goods sender.	Idem

 OTIF	Uniform Technical Prescription (UTP)		UTP TAF
	TELEMATICS APPLICATIONS FOR FREIGHT SERVICES		Page 67 of 86
Status: DRAFT	Version 1	Ref.: TECH-21015	Original: EN
			Date: 25.05.2021

<i>Term</i>	<i>Description</i>	
	<i>EU</i>	<i>COTIF</i>
Co-operation mode	Mode of train operation where various RU co-operate under the leadership of one RU (LRU). Each involved RU contracts the needed path for the transport journey on its own.	Idem
COTS-product	Commercially off the shelf products	Idem
<u>CT</u>	<u>Combined Transport</u>	<u>Idem</u>
Customer	is the entity which has issued the consignment note to the Lead RU.	Idem
Departure date/time, actual	Date (and time) of departure of means of transport.	Idem
Direct train	A train with related wagons which runs between two transshipment points (initial source – final destination) without intermediate marshalling.	Idem
Duty holder	Any individual or legal entity responsible for the risk which he imports onto the network, i.e. the RU.	Idem
Encryption	Encoding of messages Decryption: converting encrypted data back into original form	Idem
Essential requirements	Essential requirements means all the conditions set out in Annex III of the Directive 2001/16/EC which must be met by the Trans-European conventional rail system, the subsystems, and the interoperability constituents including interfaces.	Essential requirements means all the conditions set out in UTP GEN-A 2015 which must be met by the subsystems, the interoperability constituents including interfaces.
ETA	Estimated Time of Arrival. <u>The estimated time of arrival (ETA) is the time when the train is expected to arrive at a certain place. Estimates can be based on production plans (predictions) and/or stochastic computation.</u>	Idem
ETH	Estimated Time of Handover of a train from one IM to another.	Idem
ETI	Estimated Time of Interchange of wagons from one RU to another.	Idem
<u>ETP</u>	<u>Estimated Time of Pick-Up (at arrival intermodal terminal)</u>	<u>Idem--</u>

 OTIF	Uniform Technical Prescription (UTP)		UTP TAF
	TELEMATICS APPLICATIONS FOR FREIGHT SERVICES		Page 68 of 86
Status: DRAFT	Version 1	Ref.: TECH-21015	Original: EN
			Date: 25.05.2021

<i>Term</i>	<i>Description</i>	
	<i>EU</i>	<i>COTIF</i>
Forecast Time	Best estimate of arrival, departure or passing time of a train.	Idem
FTP	File Transfer Protocol A protocol to transfer files between computer systems in the network TCP/IP.	idem
Gateway	Station within the journey of a train with Intermodal units, where the load changes the wagons.	Idem
GGP	Gateway to Gateway Protocol See also IP	idem
Gross weight of load	Booked/actual total weight (mass) of goods, including packing but excluding the carrier's equipment.	Idem
Handling point	Station where the RU may change the train composition, but where it remains responsible for the wagons, no change of responsibility.	Idem
Handover point	Location of train's journey or between two paths where the responsibility for planning and/or allocation and/or operation changes from one IM to another. The involved IM assumes the role Planning IM. Point where the responsibility changes from one IM to another.	Idem--
Haulage	Transport by road	Idem
Hirer	Any individual or other legal entity designated as such by the keeper / owner of a wagon.	Idem
HS code	6 digit Code list for products used by customs, identically to the first 6 digits of the CN Code.	Idem
HTTP	Hypertext Transfer Protocol The client / server protocol used on connect to servers on the Web.	idem
ICMP	Internet Control Message Protocol (ICMP) Occasionally a gateway (see GGP) or destination host (see IP) will communicate with a source host, for example, to report an error in datagram processing. For such purposes this protocol, the Internet Control	idem

 OTIF	Uniform Technical Prescription (UTP)		UTP TAF
	TELEMATICS APPLICATIONS FOR FREIGHT SERVICES		Page 69 of 86
Status: DRAFT	Version 1	Ref.: TECH-21015	Original: EN Date: 25.05.2021

<i>Term</i>	<i>Description</i>	
	<i>EU</i>	<i>COTIF</i>
	<p>Message Protocol (ICMP), is used. ICMP, uses the basic support of IP as if it were a higher level protocol, however, ICMP is actually an integral part of IP, and must be implemented by every IP module. ICMP messages are sent in several situations: for example, when a datagram cannot reach its destination, when the gateway does not have the buffering capacity to forward a datagram, and when the gateway can direct the host to send traffic on a shorter route. The Internet Protocol is not designed to be absolutely reliable. The purpose of these control messages is to provide feedback about problems in the communication environment, not to make IP reliable. There are still no guarantees that a datagram will be delivered or a control message will be returned. Some datagrams may still be undelivered without any report of their loss. The higher level protocols that use IP must implement their own reliability procedures if reliable communication is required. The ICMP messages typically report errors in the processing of datagrams. To avoid the infinite regress of messages about messages etc., no ICMP messages are sent about ICMP messages. Also ICMP messages are only sent about errors in handling fragment zero of fragmented datagrams. (Fragment zero has the fragment offset equal zero).</p>	
IM	<p>Infrastructure Manager: means some body or firm responsible in particular for establishing, managing and maintaining railway infrastructure, including traffic management and control-command and signalling; the functions of the infrastructure manager on a network or part of a network may be allocated to different bodies or firms.</p> <p>Where the infrastructure manager, in its legal form, organization or decision-making functions, is not independent of any railway undertaking, the functions referred to in Sections 2 and 3 of Chapter IV shall be performed respectively by a charging body and by an allocation body that are independent in their legal form, organization and decision-making from any railway undertaking. (Directive 2012/34/EU).</p> <p>An IM can assume the roles Responsible IM and/or Planning IM</p>	<p>Infrastructure Manager: means some body or firm responsible in particular for establishing, managing and maintaining railway infrastructure, including traffic management and control-command and signalling; the functions of the infrastructure manager on a network or part of a network may be allocated to different bodies or firms.</p> <p>An IM can assume the roles Responsible IM and/or Planning IM.</p>

 OTIF	Uniform Technical Prescription (UTP)		UTP TAF
	TELEMATICS APPLICATIONS FOR FREIGHT SERVICES		Page 70 of 86
Status: DRAFT	Version 1	Ref.: TECH-21015	Original: EN
			Date: 25.05.2021

<i>Term</i>	<i>Description</i>	
	<i>EU</i>	<i>COTIF</i>
Infrastructure manager (IM)	See IM	Idem
<u>IM Entry Point</u>	<u>Section where the CT train leaves the intermodal terminal area and enters the first public IM network</u>	--
<u>IM Exit Point</u>	<u>Section where the CT train leaves the last public IM network and enters the arrival terminal</u>	--
Interchange	<p>The Transfer of control from one railway company to another for practical operational and safety reasons. Examples are:</p> <ul style="list-style-type: none"> ▪ Mixed services, ▪ Services with shared haulage responsibility, ▪ The transfer of information between different railway administrations, ▪ The transfer of information between wagon owners / keepers and train operators. 	Idem
Interchange point	<p>Location <u>of train's journey or of a path</u> where the transfer of responsibility for the wagons of a <u>the whole train goes</u> from one <u>Responsible RU</u> to another <u>Responsible RU takes place</u>.</p> <p>Regarding a train running, the train is taken over from one RU by the other RU, which owns now the path for the next journey section.</p>	Idem--
Intermediate point	<p>Location which defines <u>a point of a train's journey or path between its start (origin) or end (destination) point</u>. the start or end point of a journey section. This may be e. g. an interchange, handover or handling point.</p>	Idem--
Intermodal operator	Any entity which concludes a multimodal transport contract and assumes the whole responsibility for the transport of intermodal loading units.	idem
Intermodal Service Integrator	Any body or undertaking, which has the contract with customers for the transport of Intermodal units. He is preparing waybills, managing capacity on block trains etc.	Idem
Intermodal terminal	Location which provides the space, equipment and operational environment under which the loading	Idem

 OTIF	Uniform Technical Prescription (UTP)		UTP TAF
	TELEMATICS APPLICATIONS FOR FREIGHT SERVICES		Page 71 of 86
Status: DRAFT	Version 1	Ref.: TECH-21015	Original: EN
			Date: 25.05.2021

<i>Term</i>	<i>Description</i>	
	<i>EU</i>	<i>COTIF</i>
	units (freight containers, swap bodies, semi-trailers or trailers) transfer takes place.	
Intermodal transport	The movement of goods in one and the same loading unit or vehicle which uses successively several modes of transport without handling of the goods themselves in changing modes.	Idem
Intermodal Loading Unit	<u>Containers, swap bodies and semi-trailers suitable for combined transport</u> A Load Unit which can be transported by different modes e.g. container, swap body, semi-trailer, trailer.	Idem
Internet	— Any large network made up of several smaller networks; — A group of networks that are interconnected so that they appear to be one continuous large network, and can be addressed seamlessly at the OSI model Network Layer through routers; - The industry name for the network, used as reference resource for e-mail and an on-line chat room for users around the world.	<i>idem</i>
Interoperability constituent	means any elementary component, group of components, subassembly or complete assembly of equipment incorporated or intended to be incorporated into a subsystem upon which the interoperability of the Trans-European conventional rail system depends directly or indirectly. The concept of a constituent covers both tangible objects and intangible objects such as software.	Idem, also referred to in ATMF as “Element of construction”.
IP	<p>The Internet Protocol</p> <p>The Internet Protocol (IP) is used for host to host datagram service in a system of interconnected networks.</p> <p>The network connecting devices are called Gateways. These gateways communicate between themselves for control purposes via a Gateway to Gateway Protocol (GGP).</p>	<i>idem</i>
Journey	A “journey” denotes the spatial forwarding <u>of a train or</u> of a loaded or empty wagon from the forwarding station to the destination station.	Idem

 OTIF	Uniform Technical Prescription (UTP)		UTP TAF
	TELEMATICS APPLICATIONS FOR FREIGHT SERVICES		Page 72 of 86
Status: DRAFT	Version 1	Ref.: TECH-21015	Original: EN Date: 25.05.2021

<i>Term</i>	<i>Description</i>	
	<i>EU</i>	<i>COTIF</i>
Journey section	Is the part of the journey which takes place on one <u>an</u> infrastructure sector of an infrastructure manager or Part of the journey from the entry handover point to the exit handover point of the infrastructure of one infrastructure manager.	Idem
Keeper	The person, who being the owner or having the right to dispose of it, exploits a vehicle economically in a permanent manner as a means of transport and is registered as such in the Rolling Stock Register.	The person or entity that, being the owner of a vehicle or having the right to use it, exploits the vehicle as a means of transport and is registered as such in the vehicle register referred to in Article 13 ATMF.
Lead Railway Undertaking	<u>Applicant/Responsible</u> RU, which organises and manages the transport line according to the customer's commitment. It is the single point of contact for the customer. If more than one Railway Undertaking is involved in the transport chain, the LRU is responsible for the co-ordination of the various Railway Undertakings <u>on the harmonization of train's journey including the various path requests.</u> — A customer may be especially for Intermodal transport an Intermodal service integrator.	Idem
Loco-ID	Unique identification number of a traction unit	idem
LRU	See Lead Railway Undertaking	Idem
MAY	This word, or the adjective "OPTIONAL", means that an item is truly optional. One vendor may choose to include the item because a particular marketplace requires it or because the vendor feels that it enhances the product while another vendor may omit the same item. An implementation which does not include a particular option MUST be prepared to interoperate with another implementation which does include the option, though perhaps with reduced functionality. In the same vein an implementation which does include a particular option, MUST be prepared to interoperate with another implementation, which does not include the option (except, of course, for the feature the option provides).	Idem
Metadata	Simply put, is data about data. It describes data, software services, and other components contained in	Idem

 OTIF	Uniform Technical Prescription (UTP)		UTP TAF
	TELEMATICS APPLICATIONS FOR FREIGHT SERVICES		Page 73 of 86
Status: DRAFT	Version 1	Ref.: TECH-21015	Original: EN Date: 25.05.2021

<i>Term</i>	<i>Description</i>	
	<i>EU</i>	<i>COTIF</i>
	the enterprise information systems. Examples of the types of metadata include standard data definitions, location and routing information, and synchronisation management for distributing shared data.	
MUST	This word, or the terms "REQUIRED" or "SHALL", mean that the definition is an absolute requirement of the specification.	Idem
MUST NOT	This phrase, or the phrase "SHALL NOT", means that the definition is an absolute prohibition of the specification.	Idem
NFS	The Network File System (NFS) is a distributed file system protocol. The Network File System (NFS) protocol provides transparent remote access to shared file systems across networks. The NFS protocol is designed to be machine, operating system, network architecture, and security mechanism, and transport protocol independent. This independence is achieved through the use of Remote Procedure Call (RPC) primitives built on top of an external Data Representation (XDR).	idem
Notified bodies	The bodies which are responsible for assessing the conformity or suitability for use of the interoperability constituents or for appraising the EC procedure for verification of the subsystems. (Directive 91/440/EC).	Not applicable.
One Stop Shop (OSS)	An international partnership between rail Infrastructure Managers providing a single point of contact for rail customers for the purposes of: <ul style="list-style-type: none"> - Ordering specified train paths in international freight traffic, - Monitoring the entire train movement, - Generally also invoicing track access charges on behalf of IM's. 	Idem
Open Access mode	Mode of train operation where only one RU is involved, which runs the train on various infrastructures. This RU contracts the needed paths with all involved IMs.	Idem

 OTIF	Uniform Technical Prescription (UTP)		UTP TAF
	TELEMATICS APPLICATIONS FOR FREIGHT SERVICES		Page 74 of 86
Status: DRAFT	Version 1	Ref.: TECH-21015	Original: EN
			Date: 25.05.2021

<i>Term</i>	<i>Description</i>	
	<i>EU</i>	<i>COTIF</i>
OSI	Open Systems Interconnection Describes a communication protocol of open systems based on the OSI reference model. Open systems are capable of communicating independent of proprietary solutions.	<i>idem</i>
OSI reference model	Standard description of how messages should be transmitted between any two points in a network. The OSI model defines 7 layers of functions that take place at each end of a communication. These layers are the only internationally accepted framework of standards for communication.	<i>idem</i>
OSS	One Stop Shop	Idem
Path	Path means the infrastructure capacity needed to run a train between two places over a given time-period (Route defined in time and space).	Idem
Path assembly	Joining up of individual train paths to extend path in terms of time and space.	Idem
Path number	Number of the defined train path	<i>Idem</i>
Peer-to-Peer	The term “peer-to-peer” refers to a class of systems and applications that employ distributed resources to perform a critical function in a decentralised manner. The resources encompass computing power, data (storage and content), network bandwidth, and presence (computers, human, and other resources). The critical function can be distributed computing, data/content sharing, communication and collaboration, or platform services. Decentralisation may apply to algorithms, data, and metadata, or to all of them. This does not preclude retaining centralisation in some parts of the systems and applications if it meets their requirements.	Idem
PKI	Public key infrastructure	Idem
Place of delivery	Place where the delivery happens (departure rail station to be given). A place where responsibility for the wagon is changed.	Idem
Place of departure	Place from which a means of transport is scheduled to depart or has departed.	Idem

 OTIF	Uniform Technical Prescription (UTP)		UTP TAF
	TELEMATICS APPLICATIONS FOR FREIGHT SERVICES		Page 75 of 86
Status: DRAFT	Version 1	Ref.: TECH-21015	Original: EN Date: 25.05.2021

<i>Term</i>	<i>Description</i>	
	<i>EU</i>	<i>COTIF</i>
Place of destination	Place at which the means of transport is due to arrive or has arrived. Synonym: Place of arrival	Idem
<u>Planning IM</u>	<u>The Planning IM (PIM) is the Infrastructure Manager who is responsible for elaboration and allocation of a path. The responsibility area of PIM is defined by handover points e.g. used as first/last journey location in Path Information of Path Request Message or of an offered/booked path.</u> <u>In most cases, the RIM will be the same entity as the Planning IM. However, for some locations and/or some trains, path elaboration and also traffic monitoring in operations may also be delegated to another IM.</u>	<u>Idem--</u>
<u>PIM</u>	<u>See Planning IM</u>	<u>Idem</u>
Pre-departure Period	is the delta time before the scheduled time of departure. The pre-departure period starts at scheduled time of departure minus delta time and ends at the scheduled time of departure.	Idem
Primary data	Basic data as reference data input for messages or as the basis for functionality and calculation of derived data.	Idem
Put into Service	A procedure dependent on the technical approval of a wagon and a contract for use with a RU ₂ which allows commercial operation of the wagon.	Idem
Railway Undertaking (RU)	Railway undertaking (<u>Directive (EU) 2016/798</u>): <u>means railway undertaking as defined in point (1) of Article 3 of Directive 2012/34/EU, (Directive 2004/49/EC): means railway undertaking as defined in Directive 2001/14/EC,</u> and any other public or private undertaking, the activity of which is to provide transport of goods and/or passengers by rail on the basis that the undertaking must ensure traction; this also includes undertakings which provide traction only. <u>A RU can assume the roles Lead RU and/or Responsible Applicant and/or Responsible RU</u>	Railway undertaking means a private or public undertaking which is authorised or licensed by applicable law to provide services for the transport of goods and/or passengers by rail with requirement that the undertaking must ensure traction; this includes undertakings which provide traction only (ATMF Art.2 t). <u>An RU can assume the roles Lead RU and/or Responsible Applicant and/or Responsible RU.</u>

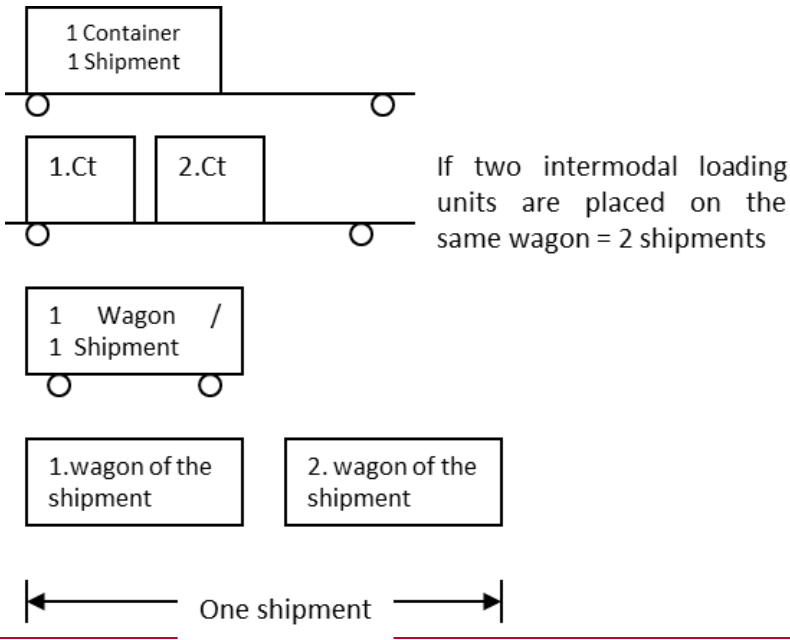
 OTIF	Uniform Technical Prescription (UTP)		UTP TAF
	TELEMATICS APPLICATIONS FOR FREIGHT SERVICES		Page 76 of 86
Status: DRAFT	Version 1	Ref.: TECH-21015	Original: EN Date: 25.05.2021

<i>Term</i>	<i>Description</i>	
	<i>EU</i>	<i>COTIF</i>
<u>Responsible Applicant (RA)</u>	<u>The RA is the applicant/customer and contractor as well as the single point of contact for respective IM (infrastructures manager) in the whole planning process phase. The main task of the role RA is to request the booking of capacity to an IM. The RA does not need to be a Railway Undertaking, it can also be another entity, which is able and permitted to book capacity.</u>	<u>Idem</u>
<u>Responsible IM</u>	<u>The Responsible IM (RIM) is the Infrastructure Manager who is the owner of the respective network and responsible for all operational handling of trains and paths on its network.</u>	<u>Idem</u>
<u>Responsible RU (RRU)</u>	<u>The RRU is responsible for the run of the train in operation phase, for the whole journey or a section of the journey. If more than one RRU is involved in operating the train, the responsibility is transferred from one RRU to the next RRU at the interchange point.</u> <u>The RRU is the contact entity for the IM in operation phase for all message exchange.</u> <u>Based on an agreement with Responsible Applicant, RRU can also task a subcontractor with running the train, the RRU will nevertheless remain the point of contact for the IM in operation phase.</u>	<u>Idem</u>
RAMS	See Reliability, Availability, Maintainability, Safety.	<i>idem</i>
RARP	Reverse Address Resolution Protocol (RARP)	<i>idem</i>
Release date/time	Date/time when the goods are expected to be released or were released by the customer.	Idem
Release time for wagons	Date and time when the wagons are ready to be pulled from the named place on the customer siding.	Idem
Reliability, Availability, Maintainability, Safety (RAMS)	Reliability – The ability to start and continue to operate under designated operating conditions for a designated period expressed mathematically; Availability – The time in operation compared to the time out of service expressed mathematically;	Idem

 OTIF	Uniform Technical Prescription (UTP)		UTP TAF
	TELEMATICS APPLICATIONS FOR FREIGHT SERVICES		Page 77 of 86
Status: DRAFT	Version 1	Ref.: TECH-21015	Original: EN
			Date: 25.05.2021

<i>Term</i>	<i>Description</i>	
	<i>EU</i>	<i>COTIF</i>
	<p>Maintainability – The ability of a system to be put back into service after a failure expressed mathematically;</p> <p>Safety – The probability of a hazardous event being initiated by the system expressed mathematically.</p>	
Reporting point	Location on the train journey, where the responsible IM has to issue a “train running forecast message” with TETA to the path contracted RU.	Idem
Repository	A repository is similar to a database and data dictionary; however it usually encompasses a comprehensive information management system environment. It must include not only descriptions of data structures (i.e. entities and elements), but also metadata of interest to the enterprise, data screens, reports, programs, and systems. Typically it includes and internal set of software tools, a DBMS, a metamodel, populated metadata, and loading and retrieval software for accessing repository data.	Idem
RIV	<p>Regulations governing the reciprocal use of wagons in international traffic.</p> <p>Regulations governing the reciprocal use of loading tackle, container and pallets in international traffic.</p>	Idem
Route	The geographical way to be taken from a starting point to a point of destination.	Idem
Route section	A part of a route	Idem
RPC	<p>Remote Procedure Call</p> <p>The RPC protocol is specified in the Remote Procedure Call Protocol Specification Version 2 [RFC1831].</p>	<i>idem</i>
RU	See Railway Undertaking	Idem
Scheduled time of departure	Date and Time of departure for which the path is requested.	Idem
Scheduled Timetable	Chronologically defined occupation of rail infrastructure for a train movement on open line or in stations. Changes to the timetables will be supplied by the IMs- at least 2 days before the commencement of the day when the train departs from its origin. This	Idem

 OTIF	Uniform Technical Prescription (UTP)		UTP TAF
	TELEMATICS APPLICATIONS FOR FREIGHT SERVICES		Page 78 of 86
Status: DRAFT	Version 1	Ref.: TECH-21015	Original: EN Date: 25.05.2021

Term	Description	
	EU	COTIF
	timetable applies to a specific day. Known in some countries as the Operational Timetable.	
Service Disruption	Means the unplanned stop of a train during operation, without any information regarding the continuation of the journey	Idem--
Service Provider	Responsible carrier for this specific transport stage. Party who receives and handles the booking.	Idem
Shipment	<p>Wagons or intermodal loading units transported under the terms of a single consignment, irrespective of the quantity or number of containers, packages, or pieces. Also called consignment.</p> <p>A package of goods from one consignor to one consignee, which is loaded in one or more complete intermodal loading units or which is loaded on one or more complete wagons.</p>  <p>E;G;:</p>	
Short notice path request	Individual request for a path according Directive Directive 2012/34/EU 2001/14/EC Article 23 , due to additional transport demands or operational needs.	Individual request for a path due to additional transport demands or operational needs. Idem
SHOULD	This word, or the adjective "RECOMMENDED", mean that there may exist valid reasons in particular circumstances to ignore a particular item, but the full implications must be understood and carefully weighed before choosing a different course.	Idem

 OTIF	Uniform Technical Prescription (UTP)		UTP TAF
	TELEMATICS APPLICATIONS FOR FREIGHT SERVICES		Page 79 of 86
Status: DRAFT	Version 1	Ref.: TECH-21015	Original: EN
			Date: 25.05.2021

<i>Term</i>	<i>Description</i>	
	<i>EU</i>	<i>COTIF</i>
SHOULD NOT	This phrase, or the phrase "NOT RECOMMENDED" mean that there may exist valid reasons in particular circumstances when the particular behaviour is acceptable or even useful, but the full implications should be understood and the case carefully weighed before implementing any behaviour described with this label.	Idem
SMTP	Simple Mail Transfer Protocol	Idem
SNMP	Simple Network Management Protocol	Idem
SQL	Structured Query Language A language devised by IBM, then standardised by ANSI and ISO, which is used for creating, managing and retrieving data in relational databases.	Idem
Stakeholders	Any person or organisation with a reasonable interest in train service delivery e.g.: Railway Undertaking (RU), Shipment monitoring provider, Locomotive provider, Wagon provider, Driver / Train crew provider, Hump yard provider, Switch move provider, Service integrator, Slot provider (IM), Train controller (IM), Traffic manager, Fleet manager Ferry boat provider, Wagon, locomotive inspector, Wagon, locomotive repair provider, Shipment manager, Switching & humping provider, Logistic provider,	Idem

 OTIF	Uniform Technical Prescription (UTP)		UTP TAF
	TELEMATICS APPLICATIONS FOR FREIGHT SERVICES		Page 80 of 86
Status: DRAFT	Version 1	Ref.: TECH-21015	Original: EN
			Date: 25.05.2021

<i>Term</i>	<i>Description</i>	
	<i>EU</i>	<i>COTIF</i>
	Consignee, Consignor, For Intermodal in addition: Container Provider, Intermodal terminal operator, Drayage provider / Haulage company, Steam ship, Barge lines.	
TCP	Transmission Control Protocol (TCP)	<i>idem</i>
Technical Specification for Interoperability	means the specifications by which a subsystem or part subsystem is covered in order to meet the essential requirements and ensure the interoperability of the Trans-European conventional rail system.	means the European Union specifications by which a subsystem or part subsystem is covered in order to meet the essential requirements and to ensure the interoperability of the European rail system. Equivalent specification in COTIF are called UTP; Uniform Technical Prescriptions.
<u>Terminal Operator</u>	<u>Means an organisational entity, which has been made responsible for the management of a marshalling yard, multimodal or intermodal terminal, port terminal</u>	<u>Idem</u>
TETA	See Train Estimated Time of Arrival	Idem
Tracing	Activity at request of finding and reconstructing the transport history of a given consignment, vehicle, equipment, package or cargo.	Idem
Tracking	Activity of systematically monitoring and recording the present location and status of a given consignment, vehicle, equipment, package or cargo.	Idem
<u>Train</u>	<u>Definition of OPE TSI: A train is defined as (a) traction unit(s) with or without coupled railway vehicles with train data available operating between two or more defined points.</u>	<u>a formation provided with traction, consisting of one or more vehicles and prepared for operation (ATMF Art.2 ee1))</u>

 OTIF	Uniform Technical Prescription (UTP)		UTP TAF
	TELEMATICS APPLICATIONS FOR FREIGHT SERVICES		Page 81 of 86
Status: DRAFT	Version 1	Ref.: TECH-21015	Original: EN
			Date: 25.05.2021


<i>Term</i>	<i>Description</i>	
	<i>EU</i>	<i>COTIF</i>
Train Estimated Time of Arrival	Estimated Time of Arrival of a train at a specific point, e.g. handover point, interchange point, destination of the train.	Idem
Train path	Train route defined in time and space. See path	Idem
Train Path / Slot	A definition of a train's route in terms of time and the locations (marker points) at which it will originate and terminate along with details of those locations en route at which it will either pass or call. The detail might also include any activities that the train will perform en route for example train crew, locomotive or other consist changes.	idem
Trans-European rail network	Rail network as described in Annex 1 to the Directive 2001/16/EC.	idem
Transshipment	The operation of moving intermodal loading units from one means of transport to another.	Idem
Trip plan	For wagon or Intermodal unit shows the planned reference trip of the wagon / Intermodal unity.	Idem
TSI	See Technical Specification for Interoperability	idem
Tunnelling	A process whereby private IP packets are encapsulated within a public IP packet.	idem
UDP	User Datagram Protocol Simple Traversal of User Datagram Protocol (UDP) through Network Address Translators (NATs) (STUN) is a lightweight protocol that allows applications to discover the presence and types of NATs and firewalls between them and the public Internet. It also provides the ability for applications to determine the public Internet Protocol (IP) addresses allocated to them by the NAT. STUN works with many existing NATs, and does not require any special behaviour from them. As a result, it allows a wide variety of applications to work through existing NAT infrastructure.	idem
UIC	UIC is the international railway union.	idem
UITP	UITP is the International Union for Public Transport.	idem

 OTIF	Uniform Technical Prescription (UTP)		UTP TAF
	TELEMATICS APPLICATIONS FOR FREIGHT SERVICES		Page 82 of 86
Status: DRAFT	Version 1	Ref.: TECH-21015	Original: EN
			Date: 25.05.2021

<i>Term</i>	<i>Description</i>	
	<i>EU</i>	<i>COTIF</i>
UNIFE	UNIFE is an organisation that takes care of the interests of the suppliers to the railway sector. Currently approximately 100 suppliers and subcontractors are directly represented and about 1000 indirectly through national organisations.	<i>idem</i>
Unit capacity used	Code to indicate to which extent the equipment is loaded or empty. (e.g. full, empty, LCL).	Idem
Unit Load	A number of individual packages bonded, palletised or strapped together to form a single unit for more efficient handling by mechanical equipment.	Idem
Unit train	A freight train dispatched with only one consignment note and only one type of goods and composed of uniform wagons running from a consignor to a consignee without intermediate marshalling.	Idem
VPN	Virtual Private Network The term Virtual Private Network has been used to describe almost any type of remote connectivity system, such as the public telephone network and Frame Relay PVC's. With the introduction of the Internet, VPN has become synonymous with remote IP based data networking. Simply put, a VPN consists of two or more private networks that communicate securely over a public network. VPN can exist between an individual machine and a private network (client to server) or a remote LAN and a private network (server to server). The private networks are able to connect by tunnelling. A VPN commonly uses the Internet as an underlying transport network, but encrypts the data being sent between a VPN client and VPN gateway to ensure that it cannot be read even if intercepted in transit.	<i>idem</i>
Wagon load	A unit load whereas the unit is a wagon.	Idem
Consignment order	A subset of the consignment note which shows the relevant information for a RU, needed to carry on the transportation during its responsibility until handover to a next RU. Instruction for the transportation of a wagon consignment.	Idem

 OTIF	Uniform Technical Prescription (UTP)		UTP TAF
	TELEMATICS APPLICATIONS FOR FREIGHT SERVICES		Page 83 of 86
Status: DRAFT	Version 1	Ref.: TECH-21015	Original: EN
			Date: 25.05.2021

<i>Term</i>	<i>Description</i>	
	<i>EU</i>	<i>COTIF</i>
Waybill	The document made out by the carrier or on behalf of the carrier evidencing the contract for the transport of cargo.	Idem
Web	<p>World-wide Web:</p> <p>An internet service that links documents by providing hypertext links from server to server so a user can jump from document to related document no matter where it is stored on the internet.</p>	<i>idem</i>
XDR	<p>External Data Representation</p> <p>The XDR protocol is specified in External Data Representation Standard [RFC1832].</p> <p>XDR is a standard for the description and encoding of data. It is useful for transferring data between different computer architectures. XDR fits into the ISO presentation layer, and is roughly analogous in purpose to X.409, ISO Abstract Syntax Notation. The major difference between these two is that XDR uses implicit typing, while X.409 uses explicit typing. XDR uses a language to describe data formats. The language can only be used only to describe data; it is not a programming language. This language allows one to describe intricate data formats in a concise manner. The alternative of using graphical representations (itself an informal language) quickly becomes incomprehensible when faced with complexity. The XDR language itself is similar to the C language. Protocols such as ONC RPC (Remote Procedure Call) and the NFS (Network File System) use XDR to describe the format of their data. The XDR standard makes the following assumption: that bytes (or octets) are portable, where a byte is defined to be 8 bits of data. A given hardware device should encode the bytes onto the various media in such a way that other hardware devices may decode the bytes without loss of meaning.</p>	<i>idem</i>
XML-RPC	<p>XML-RPC is an Extensible Mark up Language Remote Procedure Calling protocol that works over the Internet. It defines an XML format for messages that are transferred between clients and servers using HTTP. An XML-RPC message encodes either a procedure to be invoked by the server, along with the parameters to use in the invocation, or the result of an invocation. Procedure parameters and results can be</p>	<i>idem</i>

 OTIF	Uniform Technical Prescription (UTP)		UTP TAF
	TELEMATICS APPLICATIONS FOR FREIGHT SERVICES		Page 84 of 86
Status: DRAFT	Version 1	Ref.: TECH-21015	Original: EN
			Date: 25.05.2021

<i>Term</i>	<i>Description</i>	
	<i>EU</i>	<i>COTIF</i>
	scalars, numbers, strings, dates, etc.; they can also be complex record and list structures. This document specifies a how to use the Blocks Extensible Exchange Protocol (BEEP) to transfer messages encoded in the XML-RPC format between clients and servers.	
XQL	Extended Structured Query Language	idem

 OTIF	Uniform Technical Prescription (UTP)		UTP TAF
	TELEMATICS APPLICATIONS FOR FREIGHT SERVICES		Page 85 of 86
Status: DRAFT	Version 1	Ref.: TECH-21015	Original: EN Date: 25.05.2021

Appendix III

Tasks to be undertaken by the ~~TAF/TAP~~ National Contact Point (NCP)

- (1) Act as point of contact between ~~ERA, OTIF, the TAF/TAP Steering Committee~~

~~the OTIF Secretariat, the European Union Agency for Railways, OTIF, the TAF/TAP Steering Committee~~

The Agency, and the TAF/TAP Steering Committee

and railway players (Infrastructure Managers, Railway Undertakings, Wagon Keepers, Station Managers, Ticket Vendors, Intermodal Operators, Rail Freight Customers and relevant associations) in the Member State in order to ensure that the railway players are engaged with TAF and TAP and are aware of general developments and decisions of the Steering Committee.

- (2) Communicate the TAF TSI implementation and operation concerns and views issues of the railway players in the Member State to the TAF/TAP Steering Committee ~~via the co-chairs.~~

via the co-chairs.

after analyses by the Implementation Cooperation Group.

- (3)

Liaise with the Member State Railway Interoperability and Safety Committee (RISC) member ensuring that the RISC member is briefed on national issues relating to TAF/TAP prior to each RISC meeting and ensuring that RISC decisions relating to TAF/TAP are communicated appropriately to affected railway players.

~~Liaise with the Member State Railway Interoperability and Safety Committee (RISC) member ensuring that the RISC member is briefed on national issues relating to TAF/TAP prior to each RISC meeting and ensuring that RISC decisions relating to TAF/TAP are communicated appropriately to affected railway players.~~

- (4) The Member State ensures that all licensed Railway Undertakings and other railway players (Infrastructure Managers, Railway Undertakings, Wagon Keepers, Station Managers, Intermodal Operators, Rail Freight Customers and relevant associations) are contacted and provided with NCP details and advised to make contact with the NCP if contact is not already established.

- (5) To the extent that railway players in the Member State are known, make them aware of their obligations under the TAF and TAP regulations and that they must comply with them regarding UTP TAF implementation and operation.

- (6) ~~Work~~ Liaise with the Member State to ensure that an entity is appointed to be responsible for populating the Central Reference ~~Domain~~ Files Database with primary location codes. The identity of the appointed entity shall be reported to DG MOVE for appropriate distribution.

 OTIF	Uniform Technical Prescription (UTP)		UTP TAF
	TELEMATICS APPLICATIONS FOR FREIGHT SERVICES		Page 86 of 86
Status: DRAFT	Version 1	Ref.: TECH-21015	Original: EN
			Date: 25.05.2021

- (7) Facilitate information sharing between the Member States' railway players (Infrastructure Managers, Railway Undertakings, Wagon Keepers, Station Managers, Ticket Vendors, Intermodal Operators, Rail Freight Customers and relevant associations) in the Member State.
- ~~(8) A national Contact Point may be designated on a voluntary basis by non-EU OTIF Contracting States.~~